

# FISHERIES DEPARTMENT

## FISHERIES INFORMATION QUARTERLY REPORT

FIRST QUARTER 2015

JAN—MAR 2015

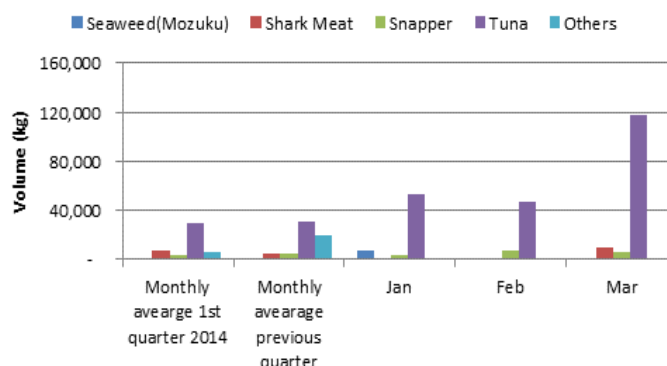


### MARINE EXPORTS

The total quantity of marine products (not including aquarium products) exported in the first quarter of 2015 was 251 metric tons. This is a 108% increase from the quantity exported during the same period last year and 40% increase from that exported in the previous quarter.

The total FOB value of marine exports for the first quarter is TOP\$1.7 million. This is a 90% increase in the FOB value of marine resources exported during the same period last year and a 16% increase from value of that exported in the previous quarter. The increase in total exports in this quarter is due mainly to significant increase in exports of tuna. Crustacean was a new item added to the list of exported items for this quarter.

Total amount of marine products exported, 1st Quarter, 2015



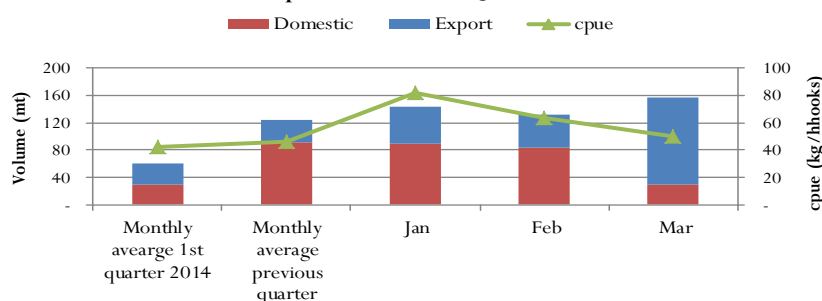
Source (above) : Fisheries Department Marine Export Product Database

\* FOB = Free On Board, describes a price which includes goods plus the services at the time of offloading from the vessel at first landing. This is a static value designated to each export product. The value is an historical estimate and may not represent the true present value.

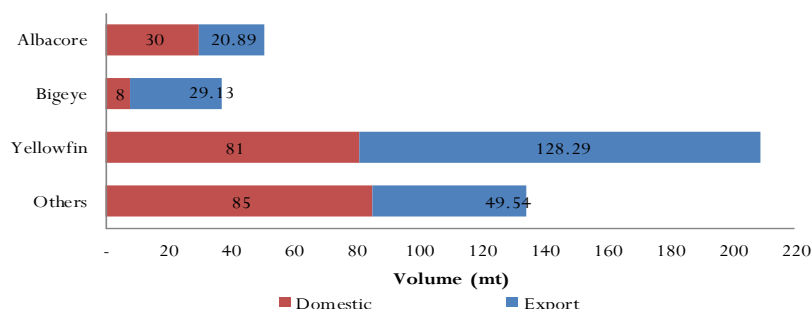
### TUNA FISHERY

The export quantity of tuna and associated by-catch for this quarter was 228 mt, a 152% increase from tuna export in the same period last year and 143% increase from export in the previous quarter. The significant increase was due to an additional foreign fishing vessel entering the fishery. The local average price for all tuna species for this quarter was between T\$8.00 – T\$10.00/kg. The average price for fresh bigeye tuna exported from Tonga at the Japanese markets was around ¥1,500 yen/kg, similar to that in the previous quarter while fresh yellowfin was at ¥1,220 yen/kg compared to ¥1,780 at the end of last quarter. The Bangkok canning prices for albacore around February was little above US\$3,000/tons.

Tuna performance, 1st Quarter 2015



Tuna catch and export species composition, 1st Quarter 2015



### BECHE-DE-MER FISHERY

The beche-de-mer (bdm) fishery opens for harvest from April to September and bdm exports opens from April to October.

A decision by His Majesty's Cabinet to apply a moratorium to prohibit harvesting, processing and export of sea cucumbers was imposed in August 2013. This moratorium was lifted from 1st April 2014 until further notice. A proposed moratorium to prohibit harvesting, processing and export of sea cucumber for the next 5-10 years were submitted and noted by His Majesty's Cabinet, however, further decision has not been made.

### HOME CONSUMPTION

A total of 3.8mt of seafood was taken for home consumption purposes in this quarter. This is a 54% decrease from home consumption data from the previous quarter and 29% from the same quarter last year. The home consumption was dominated by fish which made up 41%, followed by holothurian, crustaceans and molluscs with 19%, 13% and 9% respectively.

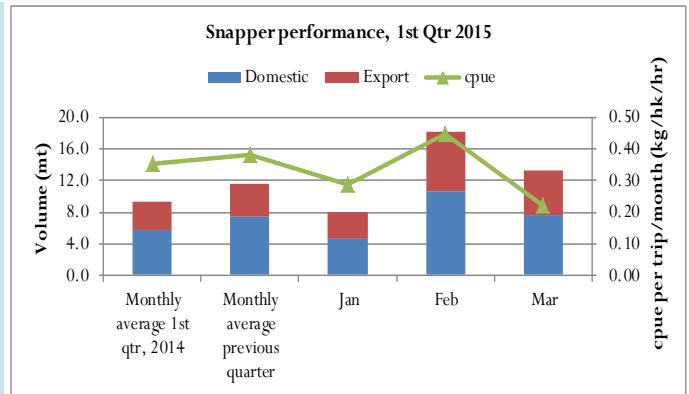
A total of 6,227 pieces of souvenir from marine organisms were taken under home consumption in this quarter. This is a 16% decrease from the previous quarter and 209% from the same quarter last year.

Home consumption data refers to the seafood taken by airplane passengers overseas for home consumption. Source (left): Fisheries Department Export Database and TUFMAN.

### SNAPPER FISHERY

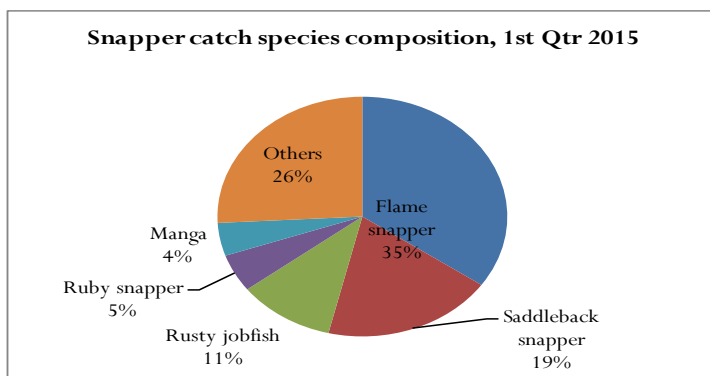
The total quantity of snapper and grouper exported in the first quarter 2015 was 16mt. This is a 53% increase in the quantity of snapper and grouper exported during the same period last year and a 29% increase from the previous quarter.

The total FOB values of snapper and grouper exported in the first quarter 2015 was TOP\$0.11 million. This is a 48% increase from the values of snapper and grouper exported in the same period last year and a 27% increase from that exported in the previous quarter. Please note that the 4th Quarterly Bulletin for 2014 mistakenly reported the value of snapper exports to be TOP0.15 while the right amount should be TOP0.09 million.



Source (above and left) : Fisheries Department Snapper Database

#### Snapper Catch Species Composition 1st Quarter



A total of 11 boats were licensed by the end of this quarter, however, only 7 boats were active. Total landed snapper and grouper catch of 23mt was recorded in this quarter, a 35% increase from catch landed in the same period in 2014, and a 1% increase from that landed in previous quarter. Snapper exports is dominated by flame snapper although the catch landed of flame snapper has been declining. However, catch of saddleback snapper, a specie that is of same value to flame snapper, has been increasing. The catch of saddleback snapper was increased by 122% from the previous quarter and export of this specie was increased by 88% from the previous quarter.

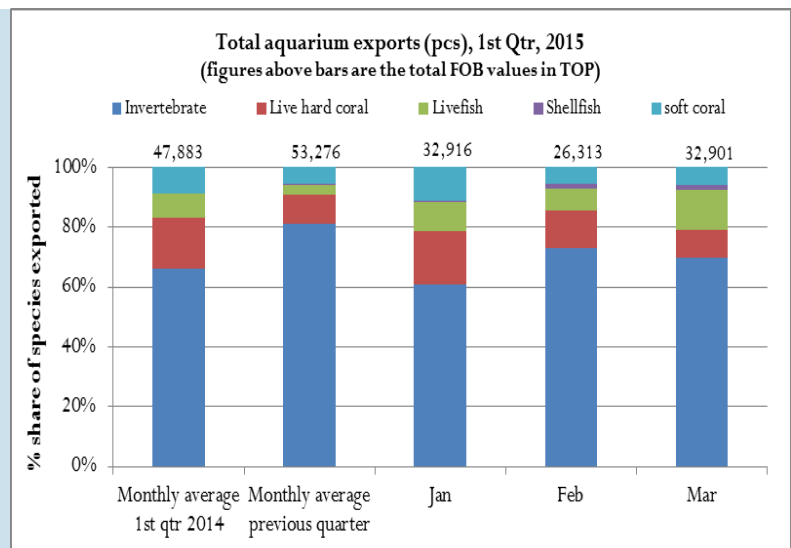
### AQUARIUM FISHERY

The total quantity of aquarium products exported in this quarter was estimated at 38,000 pcs. This is a 22% decrease in total pieces exported compared to the first quarter 2014 and a 54% decrease from the previous quarter.

The total FOB value of the exported aquarium products in the first quarter of 2015 was TOP\$0.09million. This is a 36% decrease from the value of products exported in the same quarter of 2014 and a 42% decrease from the value exported in the previous quarter.

The main reason for the decline in export is the decreased demand for aquarium products from the main markets where the Tongan exporters are exporting to, which is the US market. According to the exporters, Christmas time is usually the time when the demand is high.

Exports of live rock is still banned.



Source (above) : Fisheries Department Aquarium Export Database

### SEAWEED (LIMU TANGA'U) FISHERY

A total of 6.7mt of seaweed were exported in this quarter and was valued at T\$3,300. There was no seaweed export in the same quarter last year and only 100kg exported in the previous quarter.