

# FISHERIES DIVISION

## FISHERIES INFORMATION QUARTERLY REPORT

THIRD QUARTER 2014

JUL—SEPT 2014

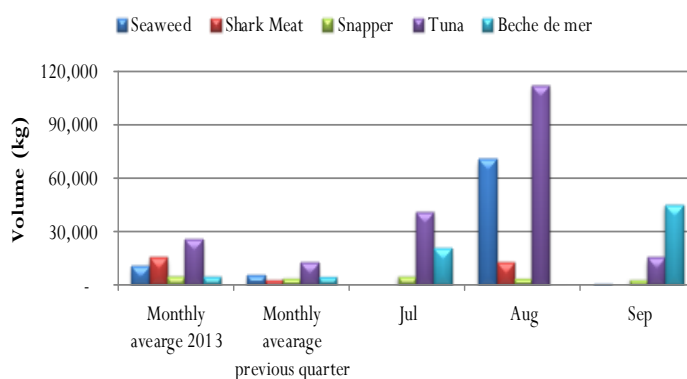


### MARINE EXPORTS

The total quantity of marine products (not including aquarium products) exported in the third quarter of 2014 was 330 metric tons. This is a 700% increase from the quantity exported during the same period last year and 272% increase from that exported in the previous quarter.

The total FOB value of marine exports for the third quarter is TOP\$1.85 million. This is a 497% increase in the FOB value of marine resources exported during the same period last year and a 238% decrease from value of that exported in the previous quarter. The significant increase in total exports in this quarter is due mainly to significant increase in exports of tuna, seaweed and beche-dmer particularly in the month of August. The harvest season for seaweed is from June to September thus the large increase in seaweed exports in this quarter compared to the previous quarter.

Total amount of marine products exported, 3rd Quarter 2014



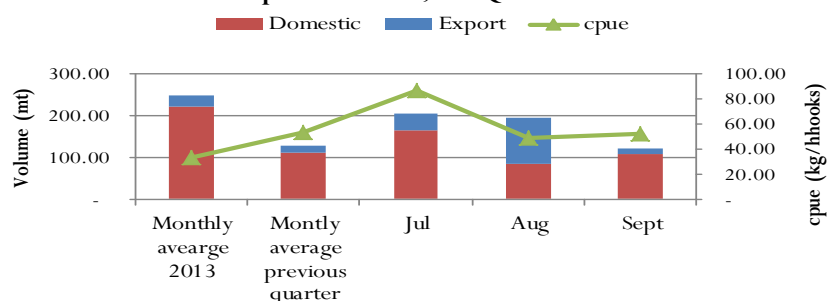
\* FOB = Free On Board, describes a price which includes goods plus the services at the time of offloading from the vessel at first landing. This is a static value designated to each export product. The value is an historical estimate and

Source (above) : Fisheries Department Marine Export Product Database

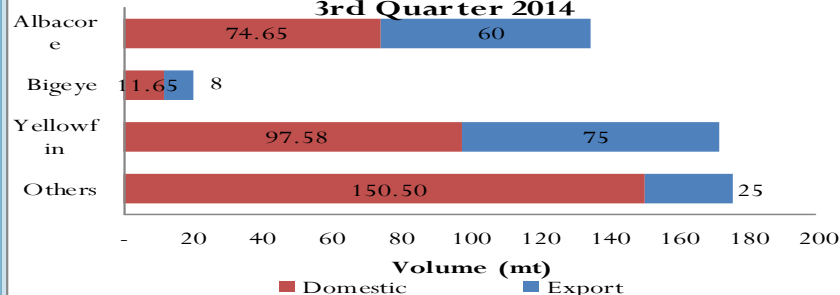
### TUNA FISHERY

The export quantity of tuna and associated by-catch for this quarter was 168 mt, a significant increase from 12 mt in the third quarter 2013 and from 47 mt from the previous quarter. The local price for all tuna species for this quarter was between T\$9.00 – T\$10.00/kg. The price for bigeye tuna exported from Tonga at the Japanese markets peaked in August with an average price of ¥2,100 yen/kg but dropped dramatically at the end of September at ¥1,400 yen/kg. Similar trend was observed for the prices of yellowfin and by the end of this quarter, it was at ¥1,160 yen/kg compared to ¥1,138 yen/kg at the end of the previous quarter.

Tuna performance, 3rd Quarter 2014



Tuna catch and export species composition, 3rd Quarter 2014



### BECHE-DE-MER FISHERY

A total of 66 mt of beche-de-mer were exported in the third quarter of 2014 and it was valued at TOP\$0.5 million. This was a significant increase from just 10 mt in the same quarter in 2013 and 13 mt in the previous quarter. The high-value specie white teatfish export in this quarter was increased by 247% from the second quarter. Low-value species of lollyfish and dragonfish export was increased by 4570% and 794% respectively for the same period. This is a clear picture of the declining resource where more of the low-valued species were

### HOME CONSUMPTION

A total of 9mt of seafood taken by airline passengers or sent via cargo for home consumption purposes in this quarter. Each passenger is allowed a 20kg of seafood. The home consumption seafood were dominated by fish which made up 41%, followed by holothurian, crustaceans and octopus with 20%, 13% and 11% respectively.

A total of 9,000 pieces of souvenir from marine organisms were taken by airline passengers or cargo for personal use only in this quarter.

Home consumption data refers to the seafood taken by airplane passengers overseas for home consumption.

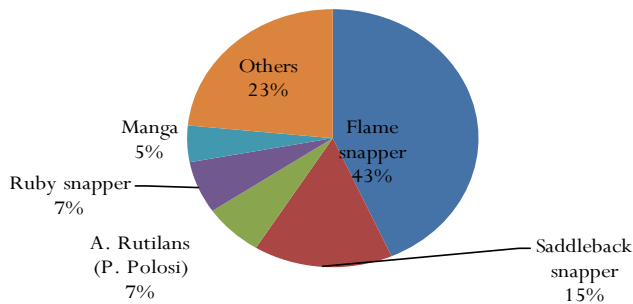
### SNAPPER FISHERY

The total quantity of snapper and grouper exported in the third quarter 2014 was 11mt. This is a 14% decrease in the quantity of snapper and grouper exported during the same period last year and a slight increase of 1% from the previous quarter.

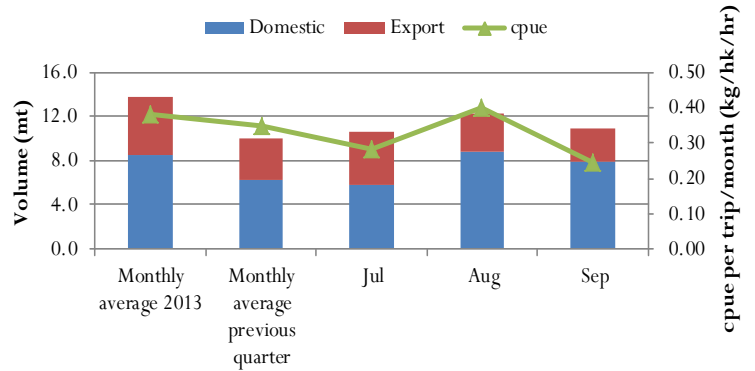
The total FOB values of snapper and grouper exported in the third quarter 2014 was TOP\$77,000. This is a 16% decrease from the values of snapper and grouper exported in the same period last year and a 0.3% decrease from that exported in the previous quarter.

#### Snapper Catch Species Composition 1st Quarter

Snapper catch species composition, 3rd Qtr 2014



Snapper performance, 3rd Qtr 2014



Source (above and left) : Fisheries Department Snapper Database

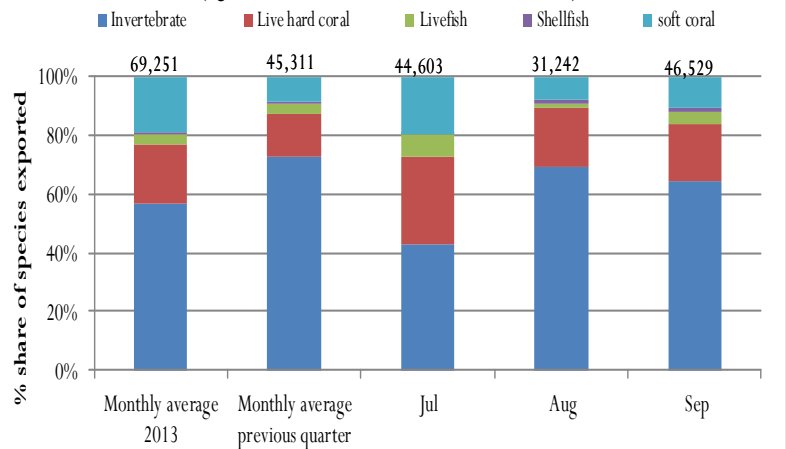
A total of 8 boats were licensed by the end of this quarter, however, only 5 boats were active. Total landed snapper and grouper catch of 26mt was recorded in this quarter, a 10% increase from catch landed in the same period in 2013, and a 19% increase from that landed in previous quarter. Despite the increased catch recorded for this quarter compared to the same period last year, exports continued to show a declining trend. Snapper exports is dominated by flame snapper, however, catch landed of flame snapper has been declining. Catch landed of flame snapper for this month has been declined by 14% as compared to the flame snapper landed in the previous quarter.

### AQUARIUM FISHERY

The total quantity of aquarium products exported in this quarter was estimated at 39,000 pcs. This is a 33% increase in total pieces exported compared to the third quarter 2013 but a 34% decrease from the previous quarter.

The total FOB value of the exported aquarium products in the third quarter of 2014 was TOP\$0.12 million. This is a 38% decrease from the value of products exported in the same quarter of 2013 and a 10% decrease from the value exported in the previous quarter. The increase in quantity yet decrease in value compared to aquarium export in the same period last year was due significant decline in prices for invertebrates and live fish. Average Prices for invertebrates declined from T\$5.00/pc to just T\$0.30/pc and livefish declined from T\$16.00/pc to T\$5.00/pc. Exports of live rock is still banned.

Total aquarium exports (pcs), 3rd Qtr, 2014 (figures above bars are the total FOB values in TOP)



Source (above) : Fisheries Division Aquarium Export Database

### SEAWEED (LIMU TANGA'U) FISHERY

A total of 71mt of seaweed were exported in this quarter and was valued at T\$35,000. This is a 320% increase in the total quantity of seaweed exported compared to the previous quarter. No seaweed were exported in the same period last year.