



MINISTRY OF FISHERIES

FISHERIES QUARTERLY REPORT

FOURTH QUARTER 2021

OCT – DEC, 2021



FISH EXPORTS

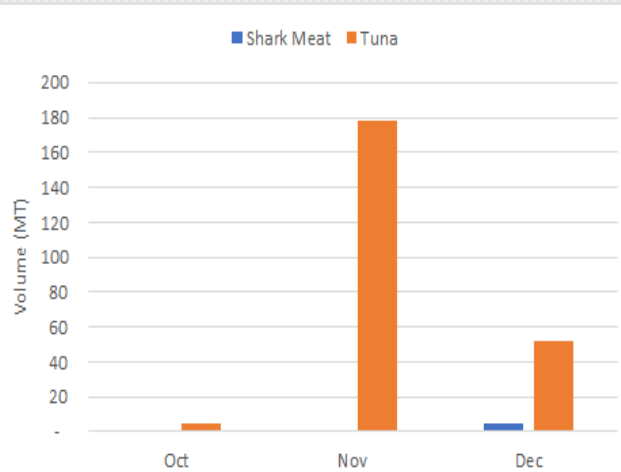
The impact of the COVID19 pandemic continue to influence the export of fish product in this quarter mainly on Local tuna and snapper industry. Meanwhile, Snapper industry still freezing their export since May 2020 but it continue to supply local market with the assistance of the Government in subsidizing the price of fish to make it affordable for the people. However, the local tuna industry is still operating at break even point and contributed 12% to total fish export while the rest of 88% were exported by foreign tuna vessels.

As of this quarter, the total quantity of fish product (not including aquarium product) exported was 241 metric tons. This is a 67% decrease from the quantity exported during the same period last year and again a 45% decrease from that exported in the previous quarter. However, the export of tuna contributed the most to the overall export by 98% and shark meat with only 2%. The highest portion of tuna was exported in the month of November and this indicated on the graph and the top 5 country of import include Papagogo, Taiwan, Vietnam, Japan and the USA.

The total FOB value of fish exports recorded in this quarter was TOP\$1.4 million. This is a 65% decrease in the FOB value of fish product exported in the same period last year and a 30% decrease from the value of that exported in the previous quarter.

Source: Fish exports database

FISH EXPORT BY SPECIES, 4th QUARTER 2021



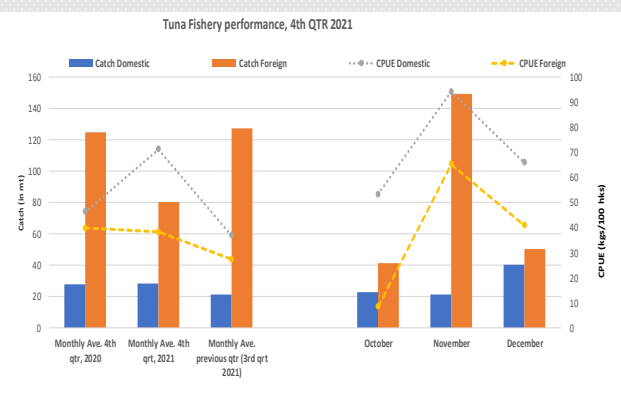
*FOB = Free On Board, describes a price which includes goods plus the services at the time of offloading from the vessel at first landing This is a static value designed to each export product. The value is an historical estimate and may not represent the true present value.

TUNA FISHERY

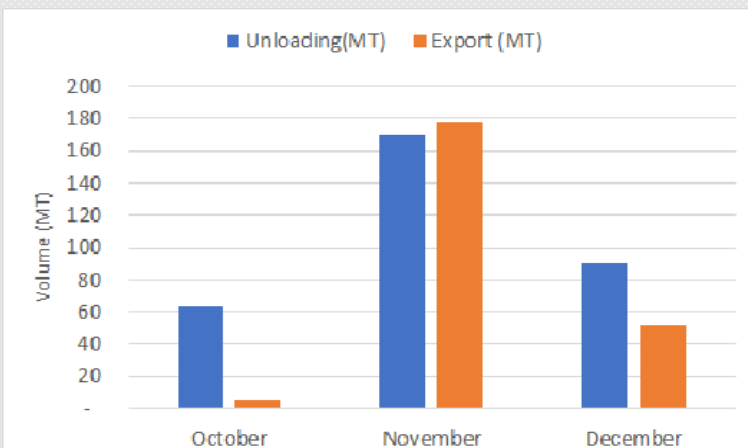
The export quantity of tuna and associated by-catch for this quarter was 235 metric tons compared to 121 metric tons in the same quarter last year and 339 metric tons in the previous quarter. The total tuna unloaded in this quarter was 325 metric tons in which 90 tons were sold locally after export. Chart below illustrates the quantity of tuna unloaded and the quantity exported for this quarter. The total FOB value of tuna exported in this quarter was approximately valued at TOP\$1.3 million. This is a 38% decrease from the value of tuna exported in the previous quarter and again a 32% decrease from the FOB value of that exported in the same period of last year.

Foreign fleets continue to dominate the catch in Tuna Fishery within the Tonga EEZ for the 4th Quarter 2021. CPUE in October for Foreign fleets was low so was the catch whereas a very large increase in efforts in November as well as the catches. As of December, Foreign fleet catches decreased as well as its CPUE. However, Domestic fleets catches are slightly increasing and decreasing throughout the 4th quarter but there is a rapid increase in efforts in November and a rapid decrease in December. Overall performance of Tuna Foreign Fleet catches is lower than the previous quarter and the same quarter of 2020. Domestic catches overall is almost a stable trend with a small slight increase in the 4th quarter 2021 compared to previous quarter and the 4th quarter of 2020.

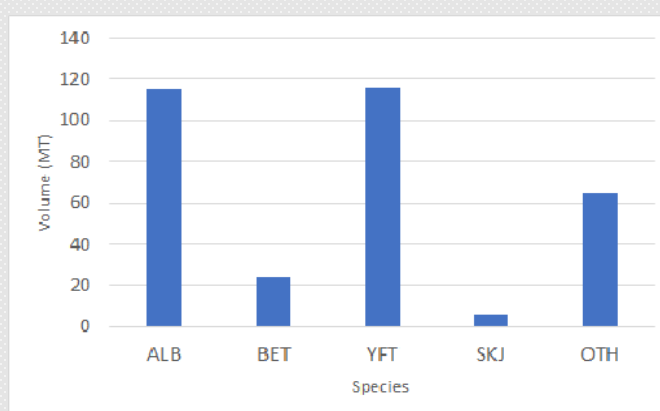
CPUE FOR TUNA, 4th QUARTER 2021



TUNA PERFORMANCE, 4th QUARTER 2021



Tuna composition by species vs No. of trips 4th quarter 2021



Source: Ministry of Fisheries Tuna exports database

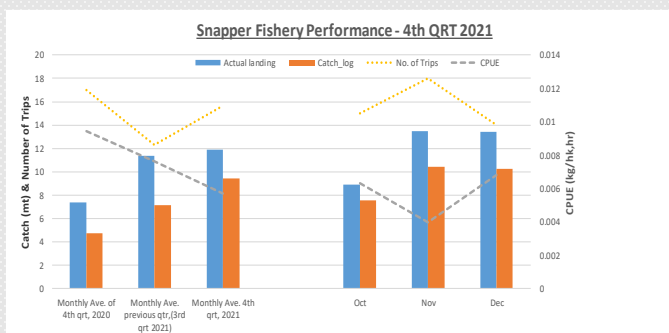
SNAPPER FISHERY

A total of 36 metric tons of snapper was offloaded during this quarter and was sold locally. This is a 5% increase from the volume of snapper offloaded in the previous quarter.

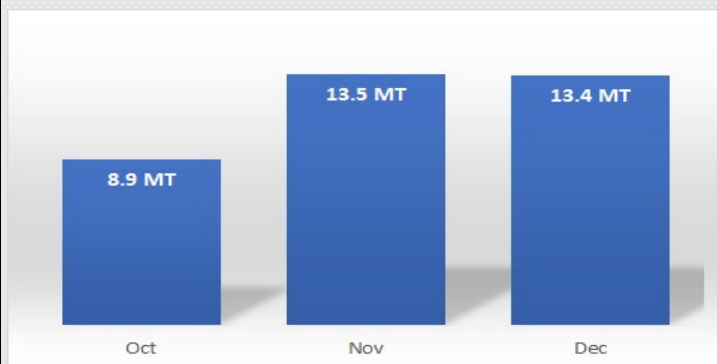
The CPUE for the 4th quarter decreased from October to November but increased again in December. The number of trips increased in from October to November but decreased in December due to inactive vessels. Despite the trends of CPUE and number of trips, the catches for the 4th quarter highly increased in November and only decreased slightly in December.

The overall catch performance of the snapper fishery for the 4th quarter was higher then both the previous quarter and the same quarter of 2020. The average trips of the 4th quarter is higher then the previous year but lower then the same quarter of 2020. The average CPUE of 4th quarter, 2021 was lower then the 3rd quarter of 2021 and the same quarter of 2020.

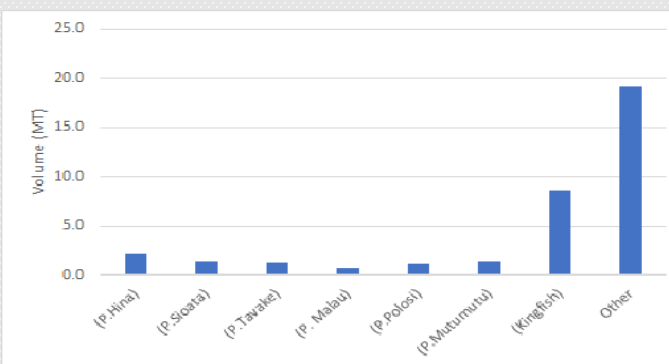
SNAPPER FISHERY PERFORMANCE, 4th QUARTER



SNAPPER UNLOADING BY MONTH 4th QUARTER 2021



SNAPPER UNLOADING COMPOSITION BY SPECIES

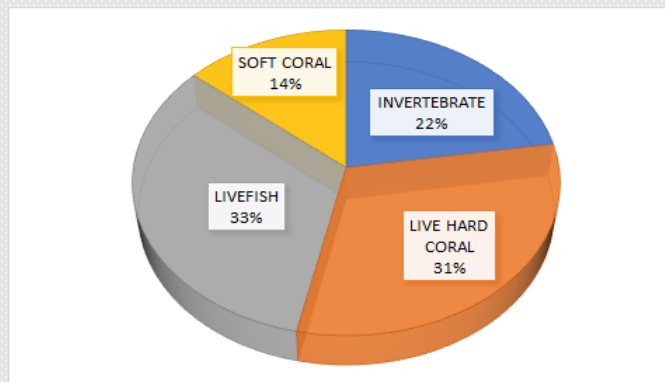


AQUARIUM FISHERY

The total quantity of aquarium products exported in this quarter was 31,499 pieces compared to 51,411 pieces in the previous quarter. This is a 38% decrease from the previous quarter and also decrease by 21% from that exported in the same quarter last year. The export of aquarium product for this quarter was dominated by live fish by 33%, followed by live hard coral by 31%, soft coral by 14%, invertebrate by 22%.

The total FOB value of the exported aquarium products in the 4th quarter of 2021 was TOP0.18 million compared to TOP0.27 million in the previous quarter.

% OF AQUARIUM EXPORT BY SPECIES, 4th QUARTER 2021

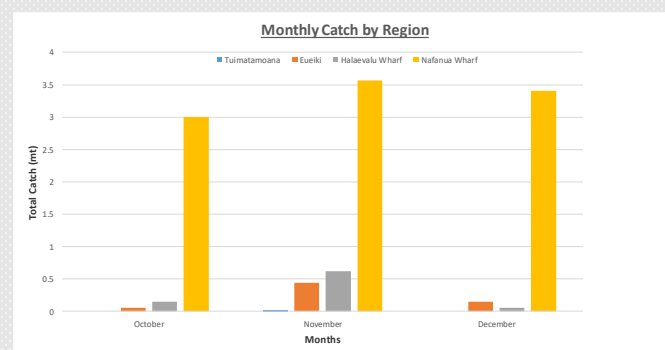


ARTISINAL FISHERY

There are four regions that is currently monitored under this fishery including Vava'u, 'Eua, 'Eueiki and Tongatapu. The fishery has not been fully developed to its full potential but the Ministry is closely monitor its contribution to fish supply in local markets. There are different tuna species usually caught but majority of them are Big Eye, Yellowfin and skipjack tuna. However, the quantity of tuna recorded in this quarter was 11 metric tons and the highest volume of tuna was recorded in Eua with 85% of the total catch.

The price of tuna in the local market are at range of \$20 to \$100 per piece depending on the species and weight. Bigeye and Yellowfin are normally more expensive than skipjack at the local markets.

Monthly catch by region 4th quarter 2021.



Source: Ministry of Fisheries Artisanal database.