



MINISTRY OF FISHERIES

FISHERIES QUARTERLY REPORT

THIRD QUARTER 2021

JUL – SEPT, 2021



MARINE EXPORTS

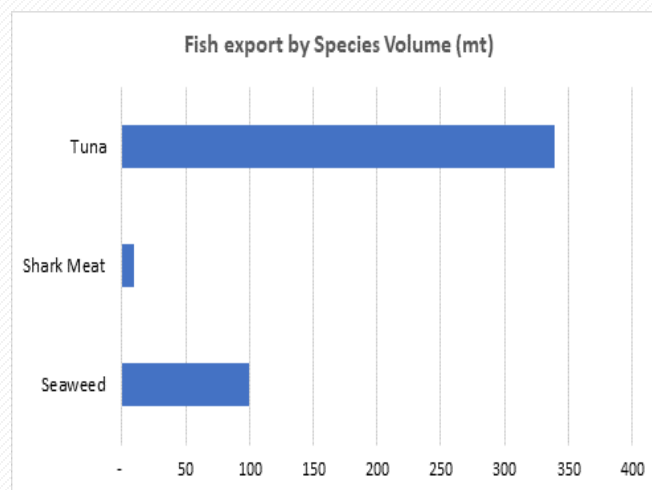
The impact of the COVID -19 pandemic continue to influence the total quantity of marine products exported in this quarter.

As of this quarter, the total quantity of marine products (not including aquarium products) exported was 439 metric tons. This is a 22% decrease from the quantity exported during the same period last year and again a 7% decrease from that exported in the previous quarter. However, the export of tuna contributed the most to the overall export by 77% while seaweed contributes 23% and shark meat with only 2%. As such, 1.78% of tuna export was the local industry's share while 98.22% is the share of foreign vessels. The fluctuation of marine export in both Tuna and seaweed continue to be influenced by the negative impact of covid-19.

Due to the decreased quantity exported in this quarter, the total FOB value of marine exports was recorded at only TOP\$2.0 million. This is a 31% decrease in the FOB value of marine resources exported from the same period last year and a 23% decrease from the value of that exported in the previous quarter.

Source: Fish exports database

MARINE EXPORT DETAILS, 3rd QUARTER 2021



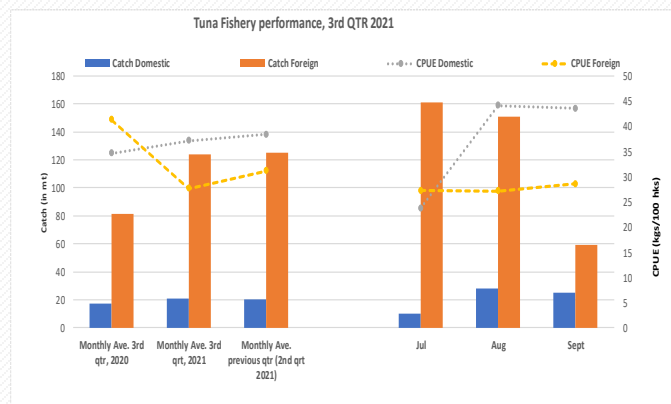
*FOB = Free On Board, describes a price which includes goods plus the services at the time of offloading from the vessel at first landing. This is a static value designated to each export product. The value is an historical estimate and may not represent the true present value.

TUNA FISHERY

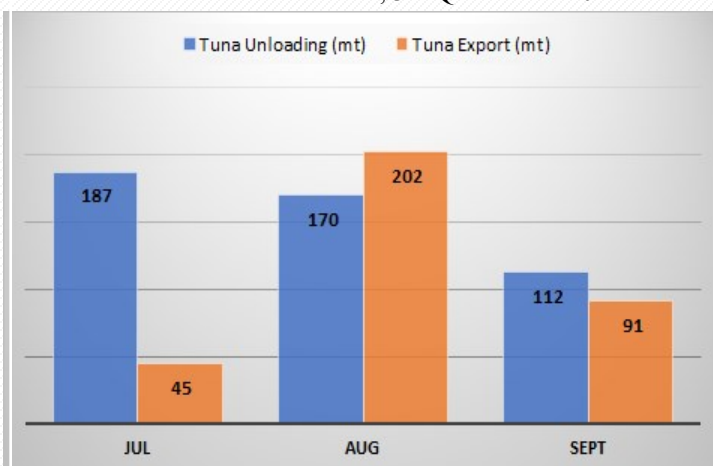
The export quantity of tuna and associated by-catch for this quarter was 339 metric tons compared to 273 metric tons in the same quarter last year and 469 metric tons in the previous quarter. This is an extensive increase of 71% from the same quarter last year and again an increase of 14% from the previous quarter. The total tuna unloaded in this quarter was 469 metric tons in which 130 tons were sold locally after export. Chart below illustrates the quantity of tuna unloaded and the quantity exported for this quarter. The total FOB value of tuna exported in this quarter was approximately valued at TOP\$1.8million. This is a 25% decrease from the value of tuna exported in the previous quarter and again a 32% decrease from the FOB value of that exported in the same period of last year.

Foreign fleets continue to dominate the catch in Tuna Fishery within the Tonga EEZ for the 3rd Quarter 2021. There is a slight increase in CPUE throughout the 3rd quarter for Foreign fleets whereas a very large drop in catches in the month of September compared to July and August. CPUE for Domestic fleets increases in August with slight drop in September, however the catches fluctuate with an increase from July to August and decrease in September. Overall CPUE performance for Foreign fleets is lower compared to both the same quarter of last year and the previous quarter.

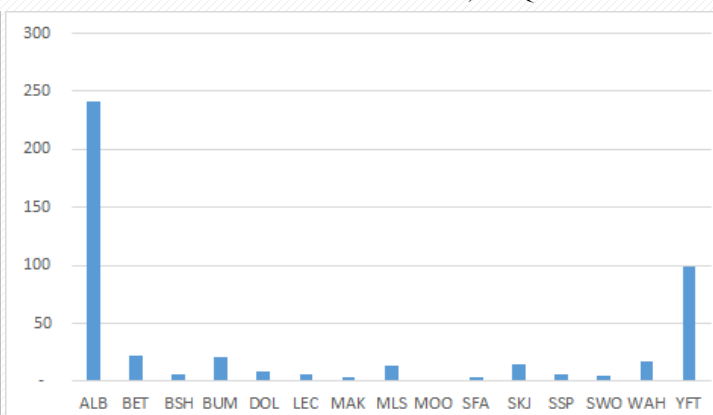
CPUE FOR TUNA, 3rd QUARTER 2021



TUNA PERFORMANCE, 3rd QUARTER 2021



TUNA COMPOSITION BY SPECIES, 3rd QUARTER 2021



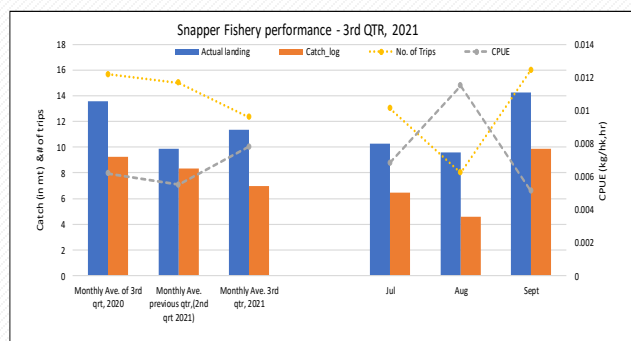
Source: Ministry of Fisheries Tuna exports database

SNAPPER FISHERY

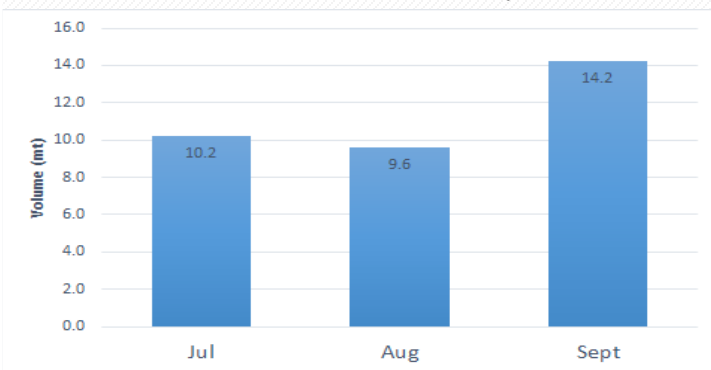
Consequences of covid-19 pandemic result in no export of snapper from Tonga during this quarter. The closure of borders and global markets had severely impacted the export of fresh snapper from the Kingdom which contributes the second biggest marine export species from Tonga every year. However, Snapper vessels continue to supply the local market with the assist of the Government financially. As recorded this quarter, a total of 34.1 metric tons of snapper was offloaded during this quarter and was sold locally. This is a 21% increase from the volume of snapper offloaded in the previous quarter.

The CPUE for the 3rd Quarter 2021 highly increased from July to August but decreased immensely in Sept, however, the number of trip dropped in August, this is due to bad weather conditions and mechanical problems which develops the drop of catches in August and increase in September.

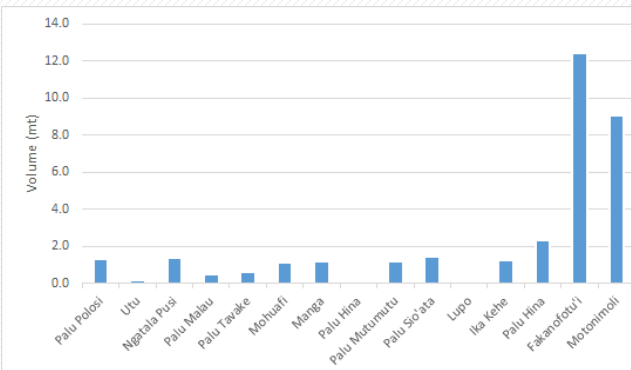
SNAPPER FISHERY PERFORMANCE, 3rd QUARTER



SNAPPER UNLOADING BY MONTH 3rd QUARTER 2021



SNAPPER UNLOADING COMPOSITION BY SPECIES

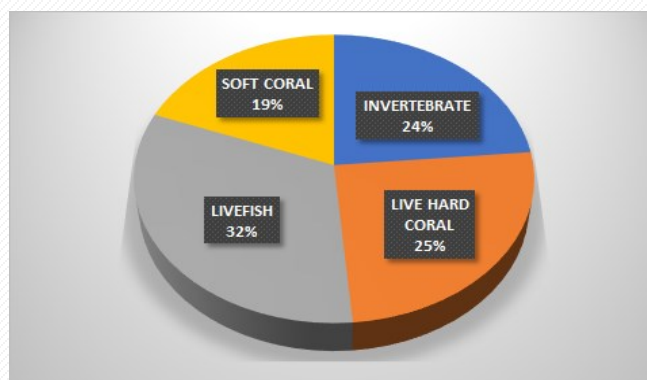


AQUARIUM FISHERY

The total quantity of aquarium products exported in this quarter was 51,411 pieces compared to 37,212 pieces in the previous quarter. This is a 38% decrease from the previous quarter and also decrease by 29% from that exported in the same quarter last year. The export of aquarium product for this quarter was dominated by live fish by 32%, followed by live hard coral by 25%, soft coral by 19%, invertebrate by 24%.

The total FOB value of the exported aquarium products in the 3rd quarter of 2020 was TOP0.27 million compared to TOP0.2 million in the previous quarter.

% OF AQUARIUM EXPORT BY SPECIES, 3RD QUARTER 2021

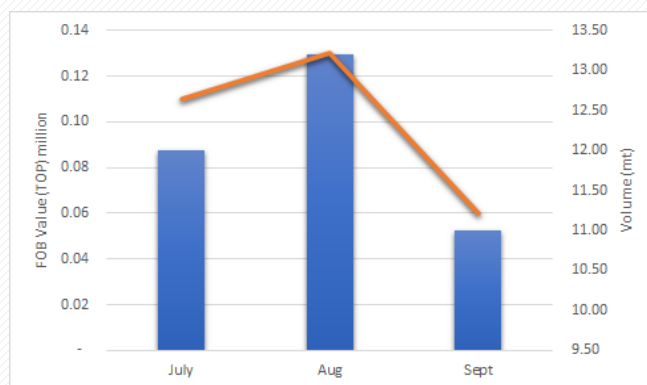


DOMESTIC MARKET

A total of 36 metric tons of marine resources was recorded in this quarter and approximately valued at \$0.35 million. This is 12.5% increase from the previous quarter. However, the supply of fish in this quarter was still impacted by sea cucumber harvest season as fishers shifted their target to sea cucumber instead of fish causing the shortage of fish supply in every Saturday.

The increase in domestic marine production in this quarter was driven by increase in quantity of all species sold in domestic market. There were 3 three new stalls added to existing ones which is also contribute to increase in the quantity of marine production. The average price of all species remains constant in this quarter. The price of marine product is determine by cost of production and the quantity available at the market.

Total volume and value of marine resource as of 3rd quarter 2021



Source: Ministry of Fisheries market survey database

Ministry of Fisheries, P.O. Box 871, Nuku'alofa, Tonga. Phone: (676 21399) Fax: (676 23891). For queries regarding this report, contact ceo@tongafish.gov.to or pohiva14@gmail.com