



MINISTRY OF FISHERIES

FISHERIES QUARTERLY REPORT

SECOND QUARTER 2022

APRIL-JUNE, 2022



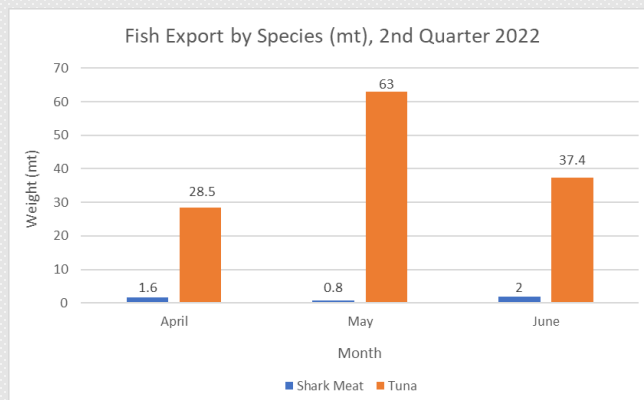
FISH EXPORTS

The impact of Covid-19 on our borders continues to impact the export of fish products in this quarter for both the Tuna and Snapper fisheries. Despite the sort of normalcy, we are experiencing, there still has yet to be any export in the Snapper fishery, however, catch from this industry continues to be sold locally with the assistance of the government subsidizing the price of fish to make it affordable for the people.

In this quarter, the total quantity of fish products (not including aquarium products) exported was 133 metric tons. This is a 72% decrease from the quantity exported during the same period last year and a 16% decrease from that exported in the previous quarter. The export of tuna contributed the most to the overall export with 97% and shark meat with only 3%. The highest portion of tuna was exported in May.

The total FOB value of fish exports recorded in this quarter was TOP\$0.76 million. This is a 71% decrease in the FOB value of fish produces exported in the same period last year and a 13% decrease from the value of that exported in the previous quarter.

Source: Fish exports database



*FOB = Free On Board, describes a price which includes goods plus the services at the time of offloading from the vessel at first landing. This is a static value designated to each export product. The value is an historical estimate and may not represent the true present value.

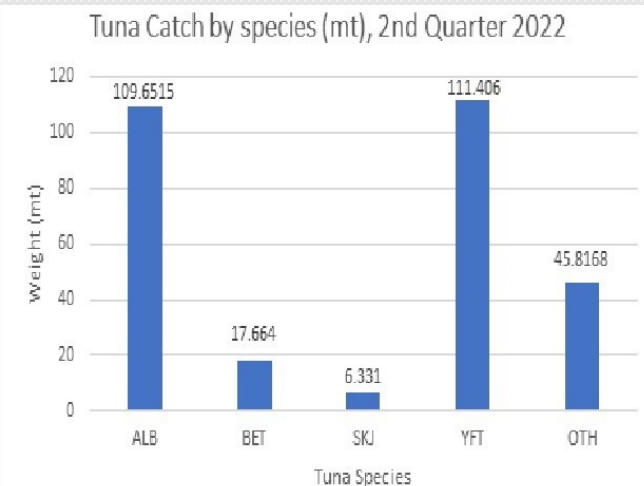
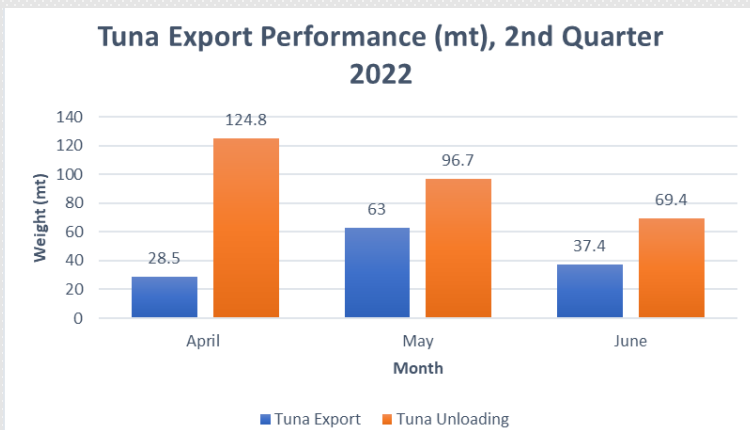
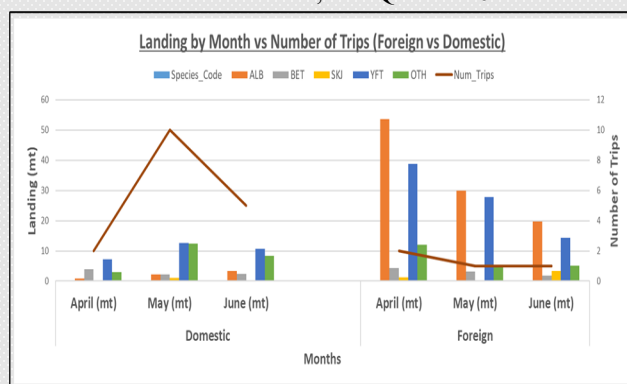
TUNA FISHERY

The export quantity of tuna and associated by-catch for this quarter was 129 metric tons whereas in the same quarter, last year, about 469 metric tons of tuna were exported and 151 metric tons in the previous quarter. The total tuna unloaded in this quarter was 291 metric tons, of which 162 tons were sold locally after export. The total FOB value of tuna exported in this quarter was approximately valued at TOP\$0.73 million. This is a 9% decrease from the value of tuna exported in the previous quarter and a 72% decrease from the FOB value of that exported in the same period last year.

Foreign fleets continue to dominate in the Tuna Fishery, with a total catch of 220.5 metric tons from 4 trips throughout the quarter. Due to only 2 operating vessels, The CPUE for Foreign fleets continues to decrease. A total of 70.4 metric tons of Tuna was unloaded from 17 trips of domestic fleets.

Overall performance of QTR 2, 2022 compared to the previous and the same quarter in 2021, is low. The number of catch, trips, and operating vessels continues to decrease.

CPUE FOR TUNA, 2nd Quarter 2022.



Source: Ministry of Fisheries Tuna exports database

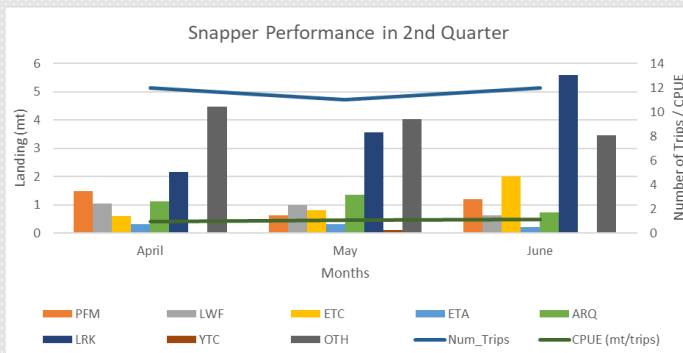
SNAPPER FISHERY

The total snapper catch offloaded during this quarter was 36.8 metric tons. This is an 80% increase from the total catch offloaded in the previous quarter.

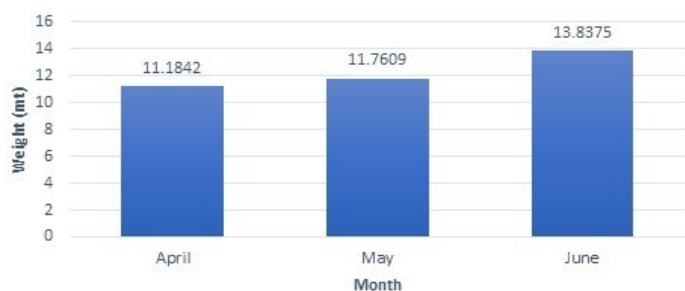
The catch per unit effort of snapper fleets for this quarter was 1.05mt. Throughout the quarter, the CPUE trend for snapper fleets continues to increase as operations are now back to normal.

The overall performance of the snapper fleets for quarter 2, 2022 compared to the previous quarter was good. The catch and number of trips compared to the previous quarter and the same quarter of 2021 shows this increase in CPUE. This increase is mainly due to the commencement of operations after having been closed due to the recent events of the HT-HH eruption and the Covid-19 restrictions.

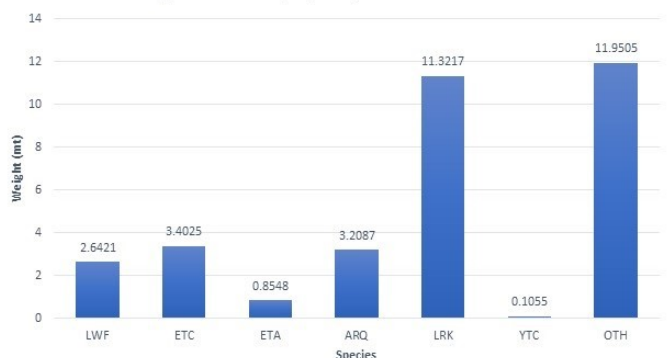
SNAPPER FISHERY PERFORMANCE, 2nd QUARTER



Snapper Catch by Month, 2nd Quarter 2022



Snapper Catch by Species, 2nd Quarter 2022

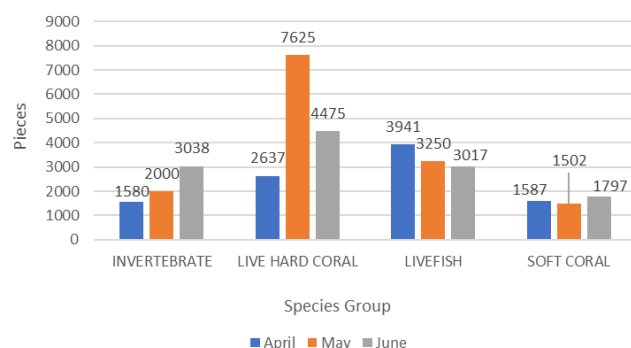


AQUARIUM FISHERY

The total quantity of aquarium products exported in this quarter was 36,449 pieces, whereas a total of 12,276 pieces was exported in the previous quarter. This is a 66% increase from the previous quarter. The export of aquarium products for this quarter was dominated by live hard coral 40.4%, followed by live fish at 28%, Invertebrates at 18.2%, and Soft Coral at 13.4%.

The total FOB value of the exported aquarium products in the 2nd quarter of 2022 was TOP0.2 million which compared to the previous quarter, with a value of TOP0.06 million, the FOB value of exported aquarium products has increased.

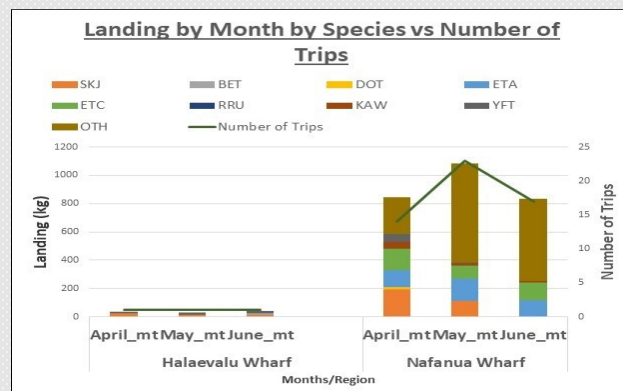
Aquarium Export (pieces), 2nd Quarter 2022



ARTISINAL FISHERY

The total quantity of tuna recorded in this quarter was 2.9 metric tons which is a 59% increase from the previous Quarter. The highest volume of tuna recorded during this quarter was in Eua with 96% of the total catch. Despite the restrictions still in place due to the pandemic, a sort of normalcy is experienced and this is shown in the increase in catch of this fishery.

The price of tuna in the local market are at range of \$20 to \$100 per piece depending on the species and weight. Bigeye and Yellowfin are normally more expensive than skipjack at the local markets.



Source: Ministry of Fisheries Artisanal database.