



MINISTRY OF FISHERIES

FISHERIES QUARTERLY REPORT

FIRST QUARTER 2022

JAN – MAR, 2022



FISH EXPORTS

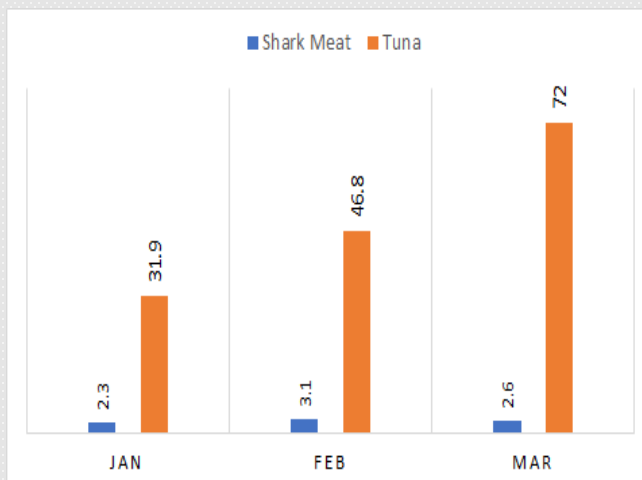
The impact of the COVID19 pandemic and HTHH volcanic eruption had badly affect the export of fish product in this quarter mainly on Local tuna and snapper industry. Meanwhile, Snapper industry is still freezing their export since May 2020 but it continue to supply local market with the assistance of the Government in subsidizing the price of fish to make it affordable for the people. However, the local tuna industry is still operating at break even point and contributed 15% to total fish export while the rest of 85% were exported by foreign tuna vessels.

As of this quarter, the total quantity of fish product (not including aquarium product) exported was 159 metric tons. This is a 87% decrease from the quantity exported during the same period last year and again a 34% decrease from that exported in the previous quarter. However, the export of tuna contributed the most to the overall export by 96% and shark meat with only 4%. The highest portion of tuna was exported in the month of March and this is indicated on the graph. The top 5 country of import include Pagopago, Taiwan, Vietnam, Japan and the USA.

The total FOB value of fish exports recorded in this quarter was TOP\$0.87 million. This is a 75% decrease in the FOB value of fish product exported in the same period last year and a 38% decrease from the value of that exported in the previous quarter.

Source: Fish exports database

Fish export by species by volume (MT), 1st Quarter 2022.



*FOB = Free On Board, describes a price which includes goods plus the services at the time of offloading from the vessel at first landing This is a static value designed to each export product. The value is an historical estimate and may not represent the true present value.

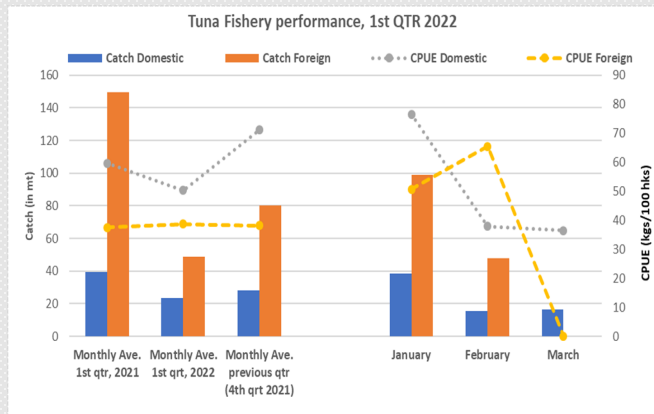
TUNA FISHERY

The export quantity of tuna and associated by-catch for this quarter was 151 metric tons compared to 2,272 metric tons in the same quarter last year and 235 metric tons in the previous quarter. The total tuna unloaded in this quarter was 216 metric tons in which 65 tons were sold locally after export. Chart below illustrates the quantity of tuna unloaded and the quantity exported for this quarter. The total FOB value of tuna exported in this quarter was approximately valued at TOP\$0.8 million. This is a 42% decrease from the value of tuna exported in the previous quarter and again a 61% decrease from the FOB value of that exported in the same period of last year.

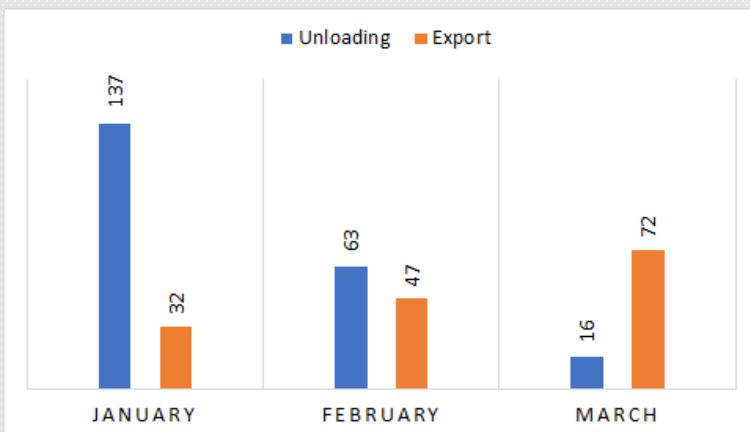
Foreign fleets continue to dominate the catch with a total of 146.3mt in Tuna Fishery within the Tonga EEZ despite the fact it was caught by only 2 active vessels for QRT1 2022. CPUE for Foreign fleets fell in the month of March due to no vessels unloaded in that month. Domestic fleets catch, with a total of 70.19mt unloaded, continue to fluctuate throughout QRT1 with a decreasing trend in CPUE.

Overall performance of QRT1 2022 compared to previous and same quarter in 2021, is lower in catches, CPUE with a almost similar number of trips.

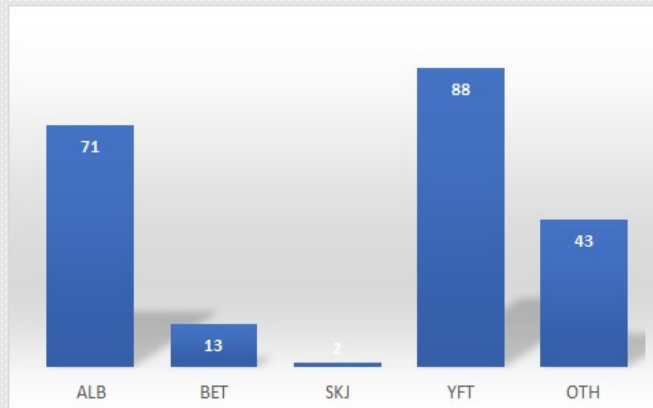
CPUE FOR TUNA, 1st Quarter 2022.



TUNA EXPORT PERFORMANCE (mt), 1ST QUARTER 2022



Tuna composition by species in MT, 1st Quarter 2022



Source: Ministry of Fisheries Tuna exports database

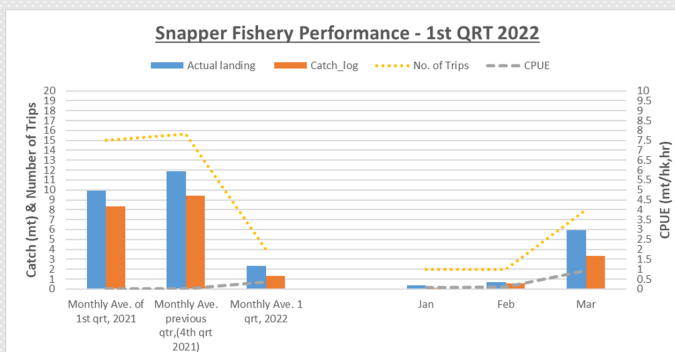
SNAPPER FISHERY

A total of 7.3 metric tons of snapper was offloaded during this quarter and was sold locally. This is a 80% decrease from the volume of snapper offloaded in the previous quarter.

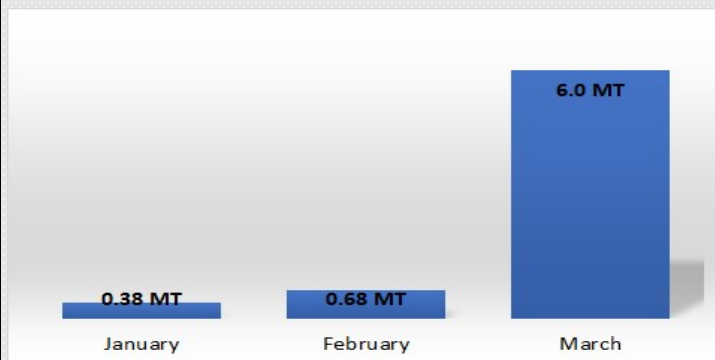
The CPUE, number of trips and catch of a total of 7.01mt for Snapper fleets has an increasing trend throughout the QRT1. Normal operations began in the month of March thus the increase.

The overall performance of the snapper fleet for QRT1 2022 is very low in CPUE, catch and number of trips compared to the previous quarter and the same quarter of 2021. This is due to the Volcanic eruption, tsunami and Covid-19 which has greatly impacted the vessel activities (active status) and catch unloadings etc.

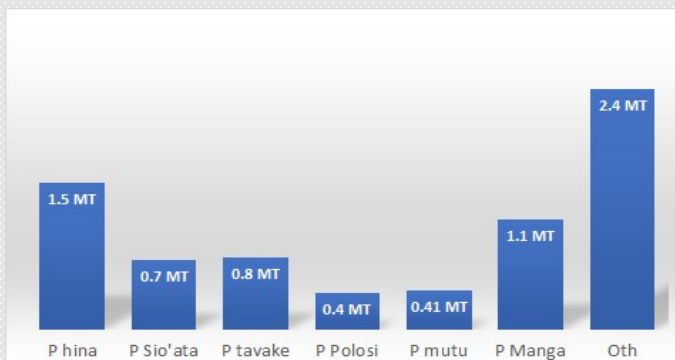
SNAPPER FISHERY PERFORMANCE, 1st QUARTER 2022



SNAPPER UNLOADING BY MONTH 1st QUARTER 2021



SNAPPER UNLOADING COMPOSITION BY SPECIES

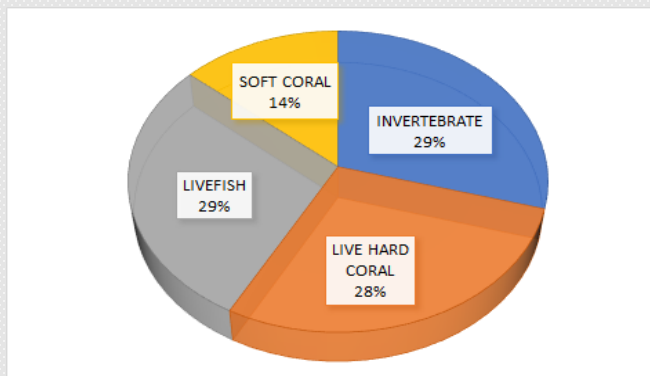


AQUARIUM FISHERY

The total quantity of aquarium products exported in this quarter was 10,161 pieces compared to 31,499 pieces in the previous quarter. This is a 68% decrease from the previous quarter and also decrease by 41% from that exported in the same quarter last year. The export of aquarium product for this quarter was dominated by live fish and invertebrate by 29%, followed by live hard coral by 28%, soft coral by 14%.

The total FOB value of the exported aquarium products in the 4th quarter of 2021 was TOP0.05 million compared to TOP0.18 million in the previous quarter.

% OF AQUARIUM EXPORT BY SPECIES, 1st QUARTER 2022

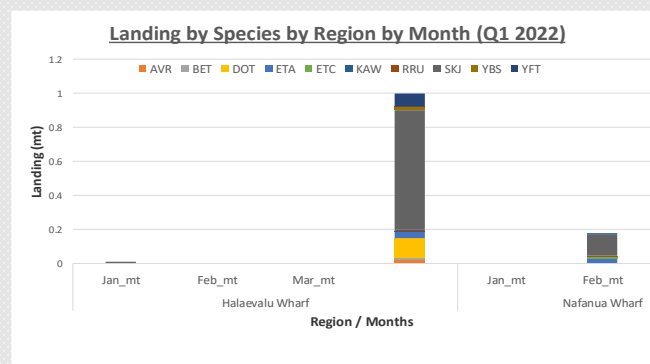


ARTISINAL FISHERY

The quantity of tuna recorded in this quarter was 1.2 metric tons which is decrease by 89% from the previous Quarter and the highest volume of tuna was recorded in Eua with 98% of the total catch. However, the impact of covid-19 and HTHH volcanic eruption had badly influence the Fishery in terms of fishing effort and income which indicated by a deep decline of total catches in this quarter by 89%.

The price of tuna in the local market are at range of \$20 to \$100 per piece depending on the species and weight. Bigeye and Yellowfin are normally more expensive than skipjack at the local markets.

Monthly catch by region 1st quarter 2022.



Source: Ministry of Fisheries Artisanal database.

Ministry of Fisheries, P.O. Box 871, Nuku'alofa, Tonga. Phone: (676 21399) Fax: (676 23891). For queries regarding this report, contact ceo@tongafish.gov.to or pohiva14@gmail.com