



MINISTRY OF FISHERIES

FIHERIES QUARTERLY REPORT

FOURTH QUARTER 2016

OCT—DEC 2016



MARINE EXPORTS

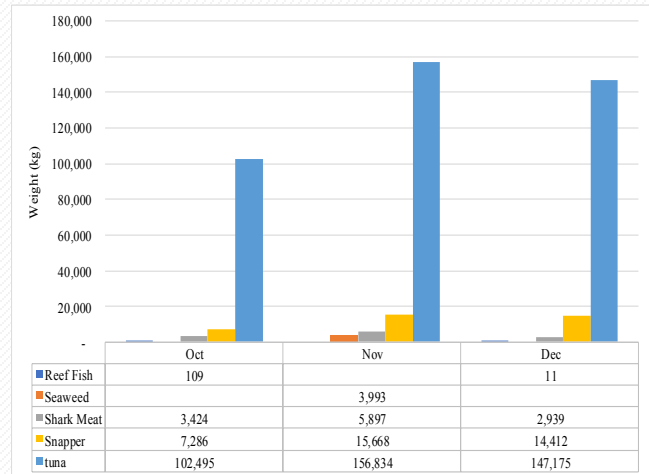
The total quantity of marine products (not including aquarium products) exported in the fourth quarter of 2016 was 461 metric tons. This is a 26% increase from the quantity exported during the same period last year and a 40% decrease from that exported in the previous quarter. The export of tuna was decrease by 42% from the previous quarter. The exports of snappers was also decline in this quarter with only 5% of the total exports. Shark meat contributes 3% to the total export and there was no reef fish exported in this quarter.

The total FOB value of marine exports in this quarter was TOP\$2.6million. This is a 23% increase in the FOB value of marine resources exported during the same period last year and a 38% decrease from the value of that exported in the previous quarter. The decrease in FOB yet a decline in Quantity from the previous quarter was due to the decrease in export of tuna in the current quarter such as tuna loins and shark fin and same situation applied to the exports in the previous quarter.

Source: Fish exports database

* FOB = Free On Board, describes a price which includes goods plus the services at the time of offloading from the vessel at first landing. This is a static value designated to each export product. The value is an historical estimate and may not represent the true present value.

Marine export details, 4th Quarter 2016

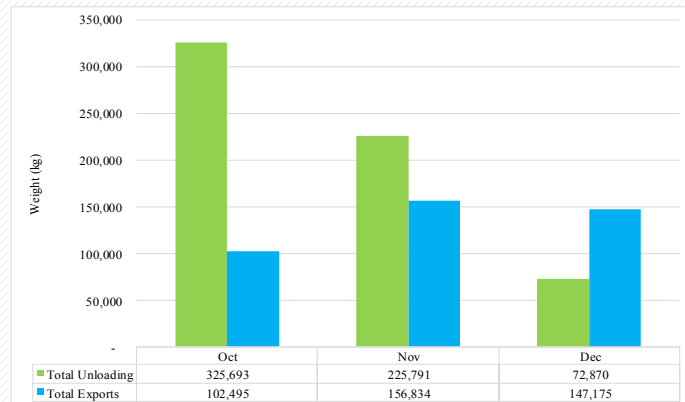


TUNA FISHERY

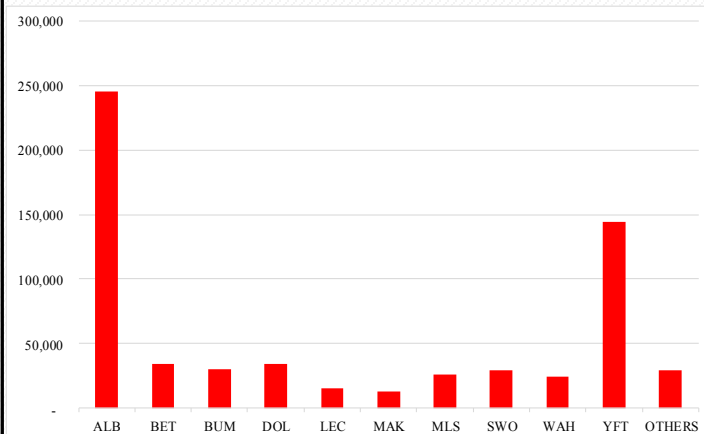
The export quantity of tuna and associated by-catch for this quarter was 407 metric tons compared to 319 metric tons in the same quarter last year and 703 metric tons in the previous quarter. Total tuna unloaded in this quarter was 624 metric tons and 142 mt remain locally after the exports deduction. The Quantity of Albacore contribute the most to the total unloaded with 39% and Yellowfin Tuna accounted 23% to total unloaded. Other species are detailed in the chart below. The total export quantities in the month of December exceed the unloaded quantities because some of the species in October and November were exported in December.

The total FOB value of tuna exported in this quarter was approximately valued at TOP\$2.2 million which is a 15% increase from the value of tuna exported in the same period last year and 42% decrease from the value of tuna exported in the previous quarter.

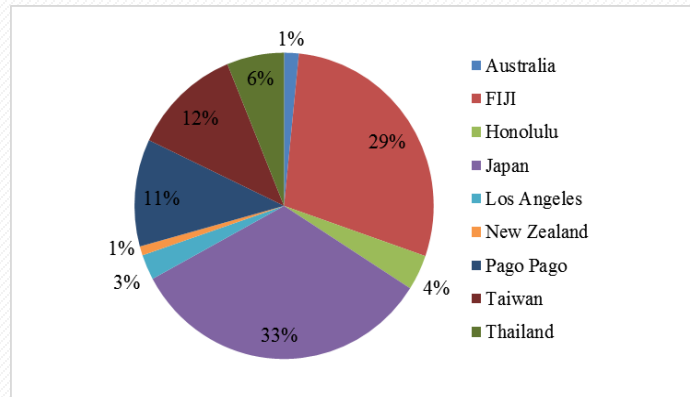
TUNA PERFORMANCE, 4th QUARTER 2016



TUNA UNLOADING COMPOSITION BY SPECIES



Tuna export details by country, 4th quarter 2016



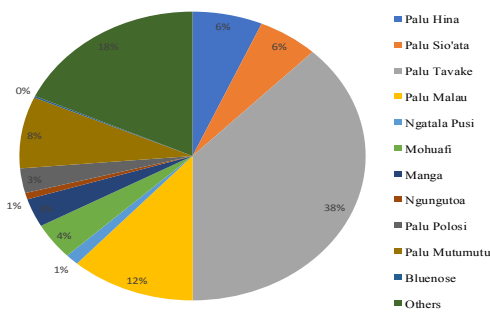
Source: Ministry of Fisheries Tuna exports database

SNAPPER FISHERY

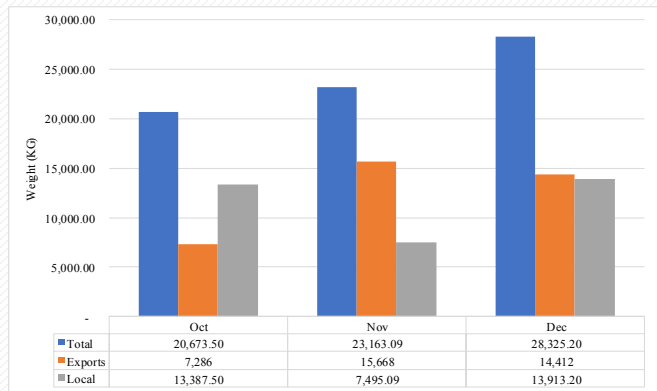
The total quantity of snapper and grouper exported in this quarter was 37 metric tons. This is 2% increase in the quantity of snapper and grouper exported during the same period last year and a 2% increase compared to the previous quarter. Total unloaded catch of 72 metric tons was recorded in this quarter which is increase by 18% compared to the previous quarter. The contribution of each species to total snapper unloaded in this quarter are detailed in the pie chart below.

The total FOB values of snapper and grouper exported in this quarter was TOP\$0.25 million. This is a 31% increase from the values of snapper and grouper exported in the same period last year and a 4% increase from that exported in the previous quarter.

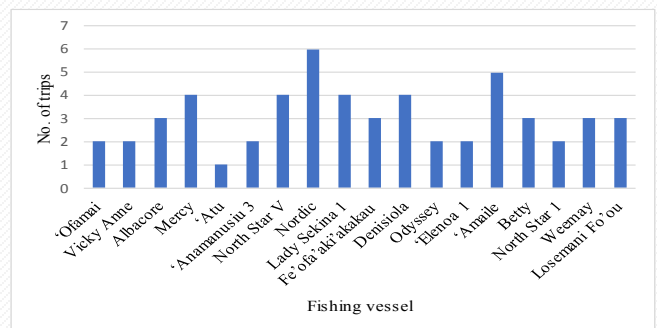
SNAPPER UNLOADED COMPOSITION BY SPECIES



SNAPPER PERFORMANCE DETAILS



SAPPER FISHING TRIPS DETAIL, 4th QUARTER 2016

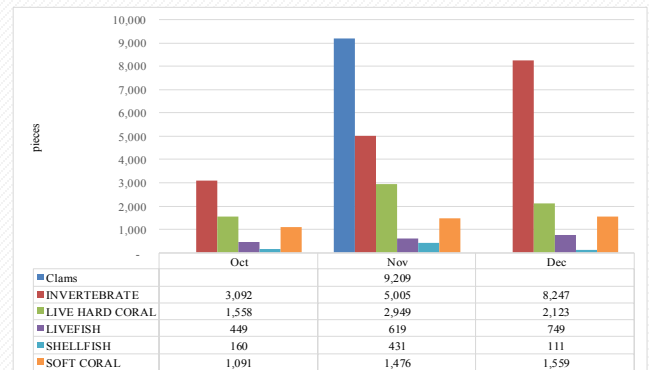


AQUARIUM FISHERY

The total quantity of aquarium products exported in this quarter was 38,828 pieces compared to 29,538 pieces in the previous quarter. This is a 18% increase from the same quarter last year and 31% increased from that exported in the previous quarter. The export of aquarium product was dominated by invertebrates with 52%, followed by live hard coral with 26%, soft coral with 14%, live fish with 7%, and shellfish with 1%. The increase in the total exports in this quarter was due to increase in the amount of invertebrates exported with 22,468 pieces compared to 23,930 pieces in the last quarter.

The total FOB value of the exported aquarium products in the fourth quarter of 2016 was TOP\$0.16 million. This is a 45% increase from that exported in the previous quarter.

Aquarium products export details



DOMESTIC MARKET

A total of 31 metric tons of marine resources was recorded in this quarter and approximately valued at 0.26 million. This is a 35% increase from the volume of marine resources recorded in the previous quarter. The value was also increase by 23% from the previous quarter. The average price varied according to market demand for fish and cost of production, but a change in fish market price is determined by the quantity of marine products available in the market in a particular time. The local market was dominated by Fava market with 32% of the total marine product, Fava market with 37%, Ha'apai market accounted 12% and Vava'u market accounted 22% to total volume of marine products.

Source: Ministry of Fisheries market survey database

Market survey details by weight by value, 4th quarter 2016

