



MINISTRY OF FISHERIES

FISHERIES QUARTERLY REPORT

THIRD QUARTER

JUL—SEP 2015



MARINE EXPORTS

The total quantity of marine products (not including aquarium products) exported in the third quarter of 2015 was 488 metric tons. This is a 46% increase from the quantity exported during the same period last year and 108% increase from that exported in the previous quarter. The increase in the total exports in this quarter was mainly due to a significant increase in the amount of Tuna exported with 88% of the total exports. The total amount of Sea weed was 7% of the total exports, Snapper was 4.4% of the total exports and Shark meat was 0.7% of the total exports. Marine exports was dominated by Japan with 34.1% of the total amount exported, followed by American Samoa with 30% and Taiwan with 10% of the total exports. The monthly average of Tuna exports declined in August due to less boats were actively fishing in this month.

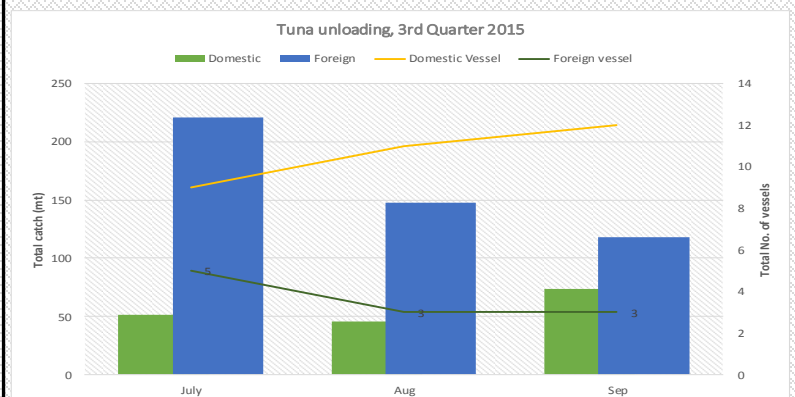
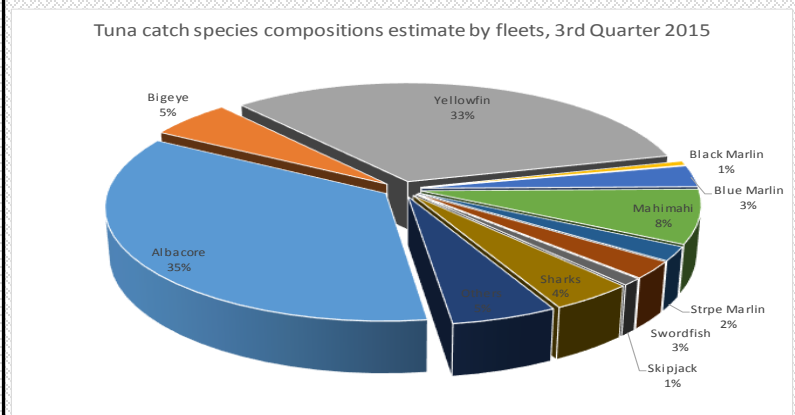
The total FOB value of marine exports for the third quarter was TOP\$2.98 million compared to TOP\$1.85 million in the 3rd quarter of 2014. This is a 59% increase in the FOB value of marine resources exported during the same period last year and 83% increase from that exported in the previous quarter.



* FOB = Free On Board, describes a price which includes goods plus the services at the time of offloading from the vessel at first landing. This is a static value designated to each export product. The value is an historical estimate and may not represent the true present value.

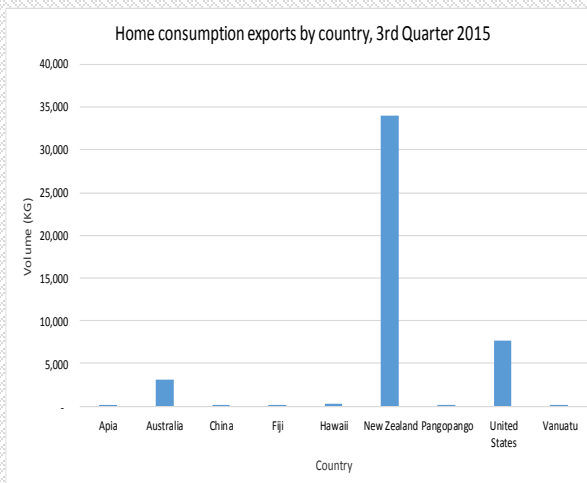
TUNA FISHERY

The export quantity of tuna and associated by-catch for this quarter was 425 metric tons, which is a significant increase from 168 mt in the third quarter 2014 and from 201 mt from the previous quarter. That was a 153% increase from the same quarter last year and a 111% increase from the previous quarter. The total catch recorded in this quarter was 657 metric tons and 232 metric tons remain for local consumption after exports.



HOME CONSUMPTION

A total of 45 metric tons of seafood were exported for home consumption purposes in this quarter. This is a 571% increase in home consumption data from the previous quarter and 400% from the same quarter last year. The home consumption was dominated by souvenir which made up 35%, followed by Fish, Holothurian, Crustaceans and Octopus with 30%, 13%, 7.5% and 6% respectively. A total of 15,626 pieces of souvenir from marine organisms were taken under home consumption in this quarter. This is a 25% increase from that exported in the first quarter 2014 and 9% decrease from that exported in the previous quarter. The figures above are made up of total consumption exported through the airport and total home consumption exported by cargo.



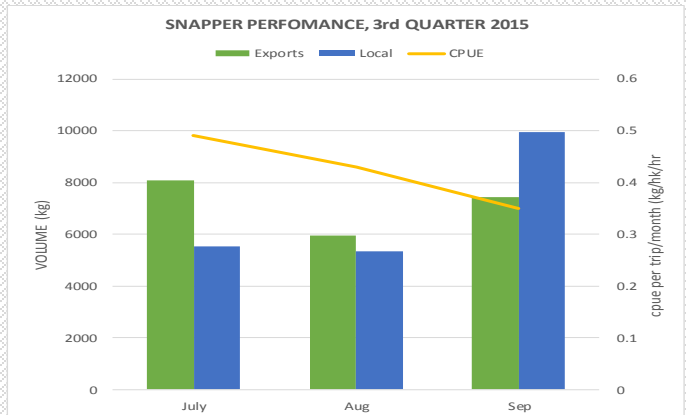
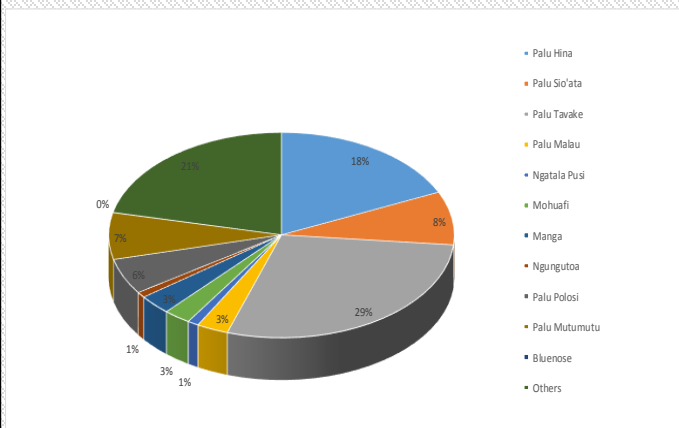
Home consumption data refers to the seafood taken by airplane passengers overseas for home consumption. Source (left): Fisheries Department Export Database and TUF-MAN.

SNAPPER FISHERY

The total quantity of snapper and grouper exported in the third quarter 2015 was 21 metric tons. This is 95% increased in the quantity of snapper and grouper exported during the same period last year and a 11% decrease compared to the previous quarter. Total landed catch of 42 metric tons was recorded in this quarter which is decreased by 17% compared to the previous quarter. The total catch was dominated by Palu Tavake with 29%, Palu Hina contributes 18% to the total catch and other Snapper species was recorded with 29% of the total catch.

The total FOB values of snapper and grouper exported in the third quarter 2015 was TOP\$1.40 million. This is a 82% increase from the values of snapper and grouper exported in the same period last year and a 12% decrease from that exported in the previous quarter.

Snapper Catch Species Composition 3rd Quarter



Source (above and left) : Ministry of Fisheries Snapper Database

There were 27 licensed fishing vessels actively fishing in this quarter where 4 are local tuna vessels, 15 are local snapper vessels, 6 are foreign fishing vessels and 2 are commercial sport fishing vessels. This is a steep climbing from 14 licensed fishing vessels in the previous quarter. Total landed catch of 42 metric tons was recorded in this quarter which is decreased by 17% in comparison to the previous quarter. The remaining snapper and grouper after exports in this quarter was total to 21 mt as local consumptions.

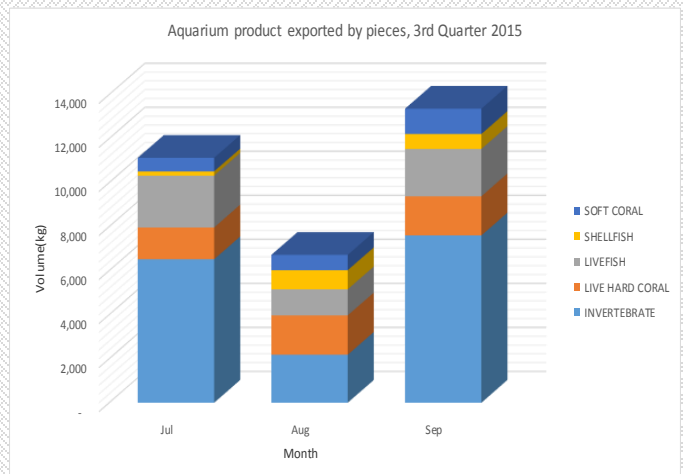
Fishing trips, 3rd Quarter 2015

Vessel	Jul	Aug	Sep	Total
No. of trips	14	15	23	52
No. of boats	7	9	9	25

AQUARIUM FISHERY

The total quantity of aquarium products exported in this quarter was 31,200 pieces compared to 39,000 pieces in the third quarter of 2014 which is a 20% decrease from the same period last year and 29% decrease from the previous quarter. The aquarium product exported was dominated by Invertebrates with 52% of the total exports. Live fish, Live hard coral and Soft coral contribute 18%, 16%, 8% respectively to the total aquarium exports.

The total FOB value of the exported aquarium products in the third quarter of 2015 was \$TOP 0.11 million compared to \$TOP 0.12 million in the third quarter of 2014. This is 9% decrease from the value of product exported in the same quarter of 2014 and 36% decrease from the previous quarter.



Source (above) : Ministry of Aquarium Export Database

SEAWEED (LIMU TANGA'U)

In this quarter 34 metric tons of seaweed were exported in this quarter which valued to \$16,807.5. This is a 69% increase from the quantity exported in the previous quarter and a 111% decrease from the same period last year.