



MINISTRY OF FISHERIES

Annual Report

Financial Year 2020/21



Chapter 1 : Table of Contents

Chapter 1 : Table of Contents.....	2
Chapter 2 : List of Abbreviations and Acronyms.....	3
Chapter 3 : Foreword from the Honourable Minister for Fisheries	5
Chapter 4 : Preface	7
Executive Summary of the Ministry of Fisheries overall performance.....	10
1. Overview of the Ministry of Fisheries.....	27
1.1 Introduction.....	27
1.2 Legislation, Mandate, Stakeholders	28
1.3 Operational Structure	32
1.4 Performance Management Framework – Results Map (Logframe).....	33
2. Ministry of Fisheries Performance	34
2.1 Human Resource Management.....	34
2.2 Results Management (Reporting outputs and outcome)	38
2.2.1 Office of the Honourable Minister	38
2.2.2 Office of the Chief Executive Officer	39
2.2.3 Corporate Services Division	41
2.2.4 Fisheries Management and Development Division.....	45
2.2.5 Fisheries Science Division.....	58
2.2.6 Fisheries Compliance Division	83
2.2.7 PROP Project Management Unit (PMU).....	91
2.3 Financial Management	92
2.4 Procurement	94
2.5 Assets Management.....	94
3. Significant issues/challenges.....	96
3.1 Issues/Challenges	96
3.2 Risks and risk management.....	100
4. Disclosures and legal compliance.....	101
4.1 Audit statements	101
4.2 Ministerial and Cabinet directives.....	101
4.3 Governance disclosures	103
4.4 Government policy requirements.....	105
4.5 Board and Committee Remuneration.....	106
Chapter 5 : Conclusion.....	107

Chapter 2 : List of Abbreviations and Acronyms

ACIAR	Australian Centre for International Agricultural Research
ACP	African, Caribbean and Pacific Group
ADB	Asian Development Bank
AMP	Annual Management Plan
ANCORS	Australian National Centre for Ocean Resources and Security
AR	Annual Report
CP	Corporate Plan
CEO	Chief Executive Officer
CFEC	Certificate in Fisheries Enforcement and Compliance
CITES	Convention on International Trade in Endangered Species
CSU	Central Service Unit
DPD	Detailed Project Description
EEZ	Exclusive Economic Zone
EFY	End of Financial Year
ESMF	Environment Social Management Framework
FAD	Fishing Aggregate Device
FAO	Food Agriculture Organization of the United Nations
FCD	Fisheries Compliance Division
FFA	Forum Fisheries Agencies
FFC	Forum Fisheries Committee
FFC MIN	Forum Fisheries Committee Ministerial
FLOW	Fisheries Licensing Officer Workshop
FY	Financial Year
GDP	Gross Domestic Product
GPA	Government's Priority Agenda
HMAF	His Majesty Army Force
ICT	Information Communication Technology
IIP	Internal Implementation Plan
IP	Internal Policy
IMO	International Maritime Organization
IUU	Illegal, Unregulated and Unreported (fishing)
KPI	Key Performance Indicator
LAN	Local Area Network
MC	Ministerial Conference
MCS	Monitoring Control Surveillance
MSC	Master Stewardship Certificate
MDA	Ministries, Departments and Agencies
MOF	Ministry of Finance
MoF	Ministry of Fisheries
NFOSC	National Fisheries Officer Surveillance Course
NPOA	National Plan of Action
NTSA	Niue Treaty Subsidiary Agreement
NIWA	National Institute of Water and Atmospheric
NICT	National Information and Communication Technology
NZ	New Zealand
OPM	Observer Program Management

PC	Pacific Community (formerly Secretariat of the Pacific Community (SPC))
PSC	Public Service Commission
PMS	Performance Management System
PNA	Parties to Niue Agreement
POI	Person of Interest
POM	Project Operations Manual
PMU	Project Management Unit
PROP	Pacific Regional Oceanscape Programme
PSMA	Port State Measures Agreement
PMSP	Pacific Maritime Security Program
QGIS	Quantum Geographic Information System
RIMSW	Regional Management System Workshop
ROCW	Regional Observer Coordinator Workshop
SAW	Stock Assessment Workshop
SDG	Sustainable Development Goal (United Nations)
SIDS	Small Island development State
SMA	Special Management Area
SOP	Standard OF Procedures
SPC	Secretariat of the Pacific Community
TC	Tropical Cyclone
TCC	Tonga Communication Corporation
TDW	Tuna Data Workshop
TFSP	Tonga Fisheries Sector Plan
TSDF II	Tonga Strategic Development Framework
TPFES	Tonga Passenger Food Export System
TOR	Term of Reference
UN	United Nations
UNCLOS	United Nations Convention on the Law of the Sea
UNDESA	United Nations Department of Economic and Social Affairs
WCPFC	Western and Central Pacific Fisheries Commission
WB	World Bank
WTO	world Trade Organisation
VMS	Vessel Monitoring System

Chapter 3 : Foreword from the Honourable Minister for Fisheries



It is my pleasure to present the Ministry of Fisheries Annual Report for the Financial Year 2020/2021 which provides an overview of the Ministry's achievements, outputs and challenges encountered during the year.

The Financial year 2020/2021 was no ordinary year. It was remarkably a difficult year because of the COVID 19 Pandemic. The pandemic has resulted in significant global, social and economic disruption. In previous years, one of the highlights was the Ministry's participation in the Royal Agriculture & Fisheries Show which is a national event that takes place on an annual basis. Unfortunately, the event was cancelled this year due to the pandemic.

The Ministry has had to revamp its priorities and activities accordingly in order to adapt to a new and more realistic plan - one that was complex, challenging, and unlike any other it has ever faced. Despite the situation, with the spirit of togetherness and resilience, we ensured that our priorities were met.

Nevertheless, one of the highlights for the year was the Special Management Area (SMA) National Workshop which was held at 'Eua with 200 participants. Funded by the World Bank through the Pathways to a Sustainable Oceans Project embedded within the Ministry, this workshop presented and consulted with stakeholders regarding the Management Area program and to build on government and communities' significant commitments to better manage the coastal fisheries in Tongan waters.

In addition to Covid 19 pandemic as the most challenge in FY 2020/2021, Climate Change was also another major issue faced by the fisheries sector, especially in the Small Islands Developing Countries, including Tonga.

The impacts of human activities and unsustainable harvesting of marine resources are also big challenges faced by the Ministry of Fisheries every day. Therefore, the responsibility of the Ministry and all stakeholders in the fisheries sector is to work together in the management of concerned human activities to ensure the existence of sustainable fisheries to support the nation's prosperity.

The on-going supports of development partners, regional and international fisheries organisations and agencies, in terms of providing financial and technical assistance to the Ministry of Fisheries, have met the urgent development needs of the fisheries sector and contributes productively toward the advancement of the development of sustainable fisheries in Tonga.

I would like to acknowledge the effective leadership of the Chief Executive Officer of the Ministry of Fisheries, Dr. Tu'ikolongahau Halafihi and the technical support provided by the Fisheries staff. Dr. Halafihi has the responsibility of implementing government policies and

decisions, managing the administrative, operational and broader functions and activities of the Ministry.

Malo ‘aupito,


Lord Tu'ilakepa

Honourable Minister for Fisheries



Chapter 4 : Preface



This Annual Report for Financial Year 2020/21 presents the actual outputs achieved by the Ministry of Fisheries based on the Ministry's Corporate Plan 2020/21– 2022/23 with indicators that can be used to measure and report on our progress.

During the financial year (FY) 2020/21 the Ministry of Fisheries experienced a great number of challenges and the impacts of climate change. Despite the challenges, including technical and financial resource limitations, the Ministry delivered on its mandate and achieved the goals of the 2020/21 Corporate Plan.

The key focuses of this financial year included the ongoing of the implementation of the Tonga Fisheries Sector Plan (TFSP) and the Halafononga ki ha Ngatai Tu'uloa project. Under the TFSP, the Ministry focused on implementing the Special Management Areas (SMA) with 9 newly established SMAs in this financial year. This included the expansion of mabe pearl farming, there are 28 pearl farmers activate during this period.

This FY is the fifth year of implementing the Performance Management System (PMS). At the Mid -Yea Review there were 72 staff who were eligible to complete the PMS assessment. The last four years PMS awards tells the great improvement at the staff PMS assessment form and this was obviously showing at their PSC moderated results and percentage of rewards at the end of FY.

The Ministry's budget increased from \$4.5 million in 2019/20 to 4.7 million in FY2020/21 and the actual spending was \$4.1 million. Revenue target for 2020/2021 was \$2.3 million and the Ministry collected \$4.1 million.

Tonga still relies on wild fisheries stocks for food and income. The three-main export marine products from Tonga are tuna, deep-water snapper, and aquarium species.

The total marine product exported (not including aquarium products), during the period FY was 1,599 metric tons compared to 2,015 metric tons in 2019/20. This is a 20% decrease from the total marine products exported in the last financial year which was predominantly due to substantial decrease in the export of snapper. The total FOB value for all fish exported in this financial year were valued at TOP\$8.5 million which is a 19% decrease from the value of fish exported in the last financial year.

A total of 1,503 metric tons of tuna were exported in this financial year which is a 16% decrease from the last financial year. Tuna was the main contributor to the total amounts of marine products exported, making up 94%. The total tuna exported within this period was valued at approximately TOP\$8.2 million, which is a 15% decrease from the previous period.

The total aquarium products exported in this FY2020/21 was 134,527 pieces and was valued at approximately TOP\$0.73 million. This was a 18% decrease in quantities and associated with 27% decrease in FOB value from aquarium exports in the previous financial year. The aquarium

export was dominated by live fish in terms on quantity as can be seen in **Figure 3**. The main market for exported aquarium products is the United States.

The snapper fishery experienced a significant impact due to COVID-19 restrictions. Access to international markets were cut off due to international boarder restrictions and other export restrictions. As a result, a total of only 58kgs of snapper was exported during this financial year which is a tremendous decrease of 99.9% almost 100% compared to the previous financial year. The value of snapper exported for the financial year was only recorded at TOP\$348.

The prohibition of harvesting, processing, and exporting of sea cucumber was lifted on the 12th of June 2020 according to decision made by cabinet to be effective on the 1st of July to 30th of September 2020. This decision was made to assist the people by financially empowering them due to the negative economic and social impacts caused by COVID-19. The Ministry of Fisheries issued a total of 16 licenses to those that met the requirements according to the policy and Fisheries Management Act 2002. The licenses were issued according to the location each sea cucumber processing facility was located which included Tongatapu, Ha'apai, Vava'u and Niuatoputapu. A total of 3.6 million pieces which weighed up to 102 tons were exported during this financial period.

Due to the decline in wild fisheries stocks from various reasons, including climate change and overfishing, the Ministry has made new initiatives to ensure productions from the fisheries sector meet the demand of the country for food and income. The Ministry ongoing managed the deployment of fishing aggregating devices (FAD) around Tongan waters to increase production for artisanal fisheries. Aquaculture has been promoted by successful spawning of sea cucumber since December 2018.

The Ministry still emphasized the NCD project started in 2016, and aimed at combating non-communicable diseases in Tonga with affordable tuna at price range \$7 - \$9 per kilogram. The project operates under a memorandum of agreement (MOU) between the Ministry of Fisheries and the authorized agent for foreign vessels fishing in Tonga's EEZ "Ngatai Marine Enterprises", whereby foreign fishing vessels are required to offload 3.5 tons of Tuna for the project in high peak seasons and 2.5 tons in low peak seasons. For this financial year, a total of 152 tons of tuna was sold locally in Tongatapu and Éua.

Another priority initiative was the implementation of the COVID-19 Emergency Response Plan for the Ministry since March 2020 aimed at ensuring food security during the pandemic, by providing subsidized snapper fish for the local people at the affordable price of \$7 per kilogram. The total volume of fish during this financial year was 48,395 kilograms. The total cost of fish bought from fishing vessels for this activity was TOP\$483,950.00.

It is my sincere hope that the implementation of the Tonga Fisheries Sector Plan and Corporate Plan for this financial year effectively contributed to the overall development of Tonga.

Last but not the least, I would like to acknowledge the effective support and cooperation provided by the Ministry's staff which greatly contributed to the achievements of the Ministry of Fisheries in FY 2020/21.

Mālo ‘aupito,

Dr. Tu'ikolongahau Halafih
Chief Executive Officer for Ministry of Fisheries



Executive Summary of the Ministry of Fisheries overall performance

Output	Major Reform Activities	Summary Highlights
Output 1: Better leadership for the Ministry of Fisheries, including at national, regional, and international levels.	<ul style="list-style-type: none"> ➤ Corporate Plan and Budget submission ➤ Annual report 2019-2020 submission ➤ NIWA Project (PMG meeting 1st July & 23rd September 2020) ➤ Exploratory Pool members (virtual) (South Pacific Group (SPG)) of the Pacific Island Parties (PIPs) Meeting ➤ FFCMIN 17 Meeting (virtual) (5th -7th August 2020) ➤ SPG & US Treaty Meeting (virtual) (21st August 2020) 	<ul style="list-style-type: none"> ➤ Corporate Plan and Budget for FY2021/22 were submitted on 31st January 2021 ➤ Annual report for FY2019/20 submitted according to deadline, 31st July 2020 and approved by Cabinet and Parliament in October, 2020. ➤ Due to COVID 19, the NIWA Project was extended to June 2021, facilitating the promotion of squid fishery ➤ Strategies to attract the US to fish more in the waters of the SPG – Tonga is one of 5 countries in the SPG ➤ Recommended for the FFA to address impacts of Covid 19 on Tuna Fisheries sector ➤ Ongoing discussion and negotiation regarding the share of the SPG members from the US Treaty ➤ Review and endorse the outcomes of the agenda which was discussed during FFC117 (impact of Covid 19 on Tuna Fisheries sector)

	<ul style="list-style-type: none"> ➤ Regional Fisheries Minister Meeting (virtual) (25th -27th August 2020) ➤ FAO FISHFAD Workshop and Steering Committee Meeting (virtual) (18th -20th August) ➤ FAO Regional Conference for Asia and Pacific 35th Session (virtual) (1st -4th September 2020) ➤ Management Option Consultation (FFA) & Special FFC 116 Meeting (virtual) (27th October – 6th November 2020) 	<ul style="list-style-type: none"> ➤ Focus on new innovations and allow countries to update priority activities across all 4 outcome areas and the review of project implementation during the first year (1st May 2019 to 30 April 2020) and project planning for the upcoming year ➤ Address the needs of Asia and Pacific countries, including Tonga for building resilience of small-scale fisheries to ensure food security and nutrition in the regions. ➤ To discuss the working Programme, Budget and Implementation of FFA's new Strategic Plan. Preparation of the FFA members' priorities for the Tuna Commission's Annual Meeting ➤ Continuous negotiation between the Exploratory Pool members, US Industry and US government on how they can work together and for the US to fish more at SPG members' waters ➤ The meeting on the 26th was the Project Validation
--	--	---

	<ul style="list-style-type: none"> ➤ US meeting (virtual) with SPG (18th November 2020) ➤ OFMPPII Meeting (virtual) (26th -27th November 2020) ➤ FFC 117 & WCPFC 17 Meeting (virtual) (1st -15th December 2020) 	<p>Workshop for the OFMPPIII Project and the one on the 27th was the Annual OFMPPII Project Steering Committee Meeting. In these two different meetings, Tonga expressed its appreciation for all assistance from the OFMPPII Project, including capacity building of staff, financing of MCS projects, and also conveyed its support and commitments to the OFMPPIII Project.</p> <ul style="list-style-type: none"> ➤ For FFA members including Tonga to secured some very important decisions and outcomes which are; <ul style="list-style-type: none"> The decision to roll over the measure for Bigeye, Yellowfin and Skipjack which is an essential component of WCPFC's fisheries management framework. The agreement to an intersessional process on Crewing Standards that would be led by Indonesia and New Zealand Other priority areas, significant steps were taken to lay the groundwork for work in 2021 in the leadup to WCPFC18. These relate to; <ul style="list-style-type: none"> Leading the work of the Roadmap Intersessional Working Group for South Pacific Albacore, including agreeing a pathway to achieving the Target Reference Point; The work to ensure a meaningful, fair, and balanced Compliance Monitoring Scheme; Engaging actively in the intersessional process related to Electronic Monitoring and Electronic Reporting and
--	---	---

	<ul style="list-style-type: none"> ➤ International Fisheries Law (virtual) (18th -22nd January 2021) ➤ NIWA PMG meeting (virtual) (9th February 2021) 	<p>the review of the transshipment measure</p> <ul style="list-style-type: none"> ➤ Discussion of Agreements, covenants, protocols memoranda of understanding (MOUs) between States only create obligations between State parties (may be bilateral or multilateral) ➤ Follow up agreed actions from the last PMG meeting and look at the way forward as this project will end in June 2021. The meeting focussed on important matters, including the review of the Strategic Plan for the NFC, updates from the performance of this fishery (landings), progress on fishing and marketing of squids, ordering of squid fishing gears, R-Training and development of an economic model for the fishery. ➤ Discussion on the current and possible future objectives of the measure and also the scope of the changes required/desired by Members for negotiation with WCFPC ➤ Continuous negotiation between the SPG and US government and US Industry on how they can work together to increase benefits of the SPG members from the US Treaty ➤ For more strategic prioritization discussion by the participants for the future of the SPG, such as South Pacific Albacore- how do the SPG position themselves with the FFA on setting of zone-based limits, Tropical Tuna Measure and MOU
--	--	--

	<ul style="list-style-type: none"> ➤ 1st FFA Tropical Tuna Measures Workshop (virtual) (18th -19th February 2021) ➤ US Treaty Consultation (virtual) (23rd -26th February 2021) ➤ 5th SPG Meeting (virtual) for 2021 (12th March 2021) ➤ 2nd FFA Tropical Tuna Measure Workshop (virtual) (16th -17th March 2021) ➤ US Treaty Bilateral Meeting (virtual) (18th March 2021) 	<ul style="list-style-type: none"> ➤ Preparation of the FFA positions for the WCPFC 2nd workshop on Tropical Tuna Measure for the management of Bigeye, yellowfin and skipjack ➤ Discuss and to reflect not only on the positive and resilient elements of our cooperation under the Treaty but also on shortcomings in implementation and any improvements that would help us all better manage uncertainty in 2021 and beyond. ➤ Tonga expressed appreciation for all assistance from the PEUMP project to the fisheries sector ➤ Discuss on FFA's advice and technical assistance to further national interests and priorities in managing and developing tuna fisheries ➤ Look at the status and progress on the implementation of the PSMA. Tonga is a member and progressively implementing the PSMA to eliminate illegal fishing in our waters ➤ HOF13 meeting plays a unique role in providing strategic guidance to the SPC Division of Fisheries, Aquaculture, and Marine Ecosystems (FAME). In this
--	---	---

	<ul style="list-style-type: none"> ➤ Steering Committee meeting (virtual) for the Pacific European Union Marine Partnership (PEUMP) (24th March 2021) ➤ FFC 118 meeting (virtual) (18th -28th May 2021) ➤ 3rd Meeting (virtual) of the Parties to the FAO Port State Measure Agreement (PSMA) - 31st May – 4th June, 2021 ➤ SPC 13th Head of Fisheries (HOF 13) Meeting (virtual) (1 – 4 June, 2021) ➤ Indo-Pacific deep-water snapper meeting (virtual) on 10th June, 2021 ➤ Special Meeting (virtual) 	<p>meeting, the priority areas for FAME for 2021 were reviewed and approved, including assistance to the member countries such as Tonga.</p> <ul style="list-style-type: none"> ➤ Resumption of the collaboration for the deep-water snapper project in the Pacific ➤ Confirmation of Days and Price for 2022 ➤ Update from the 34th Meeting of the Committee on Fisheries (COFI). Global status of Fisheries and Aquaculture ➤ Preparation for the US and PIPs Second Renegotiation ➤ Progressing the work on the interim target reference point for south pacific albacore tuna ➤ Progress the renegotiation between the US and the
--	---	--

	<p>between the Parties of the US Treaty Arrangements for Days and Price of Days for 2022 (16 – 17 June, 2021)</p> <ul style="list-style-type: none"> ➤ 42nd FAO Conference (virtual) (14 – 18 June, 2021) ➤ Pacific Island Parties (PIPs) Meeting (virtual) (23 – 24 June, 2021) ➤ Western and Central Pacific Commission (WCPFC) Intersessional Working Group workshop (virtual) on South Pacific Albacore tuna (23 – 24 June, 2021) ➤ Second Renegotiation Meeting between the US and the PIPs (29 – 30 June, 2021) 	<p>PIPs – promote the economic development in the pacific region, including Tonga</p>
<p>Output 2: Better leadership and management of Ministry's divisions, with good working relations and communications, and a focus on output deadlines.</p>	<ul style="list-style-type: none"> ➤ Head of Division meetings held quarterly with Minister. ➤ CEO approved the Ministry's final Corporate Plan, Budget and Annual Procurement Plan for FY2020/21 ➤ CEO endorse the Ministry's revised Corporate Plan, Annual Procurement Plan 	<ul style="list-style-type: none"> ➤ 4 X Head of Division meetings were conducted quarterly during the financial year ➤ Submission of the Ministry's final CP, Budget and APP to PMO/LA on the 6th April 2021. ➤ Submission of revised CP and APP against the approved Budget 31st July 2020

	<ul style="list-style-type: none"> ➤ CEO approved the submission of final Annual Management Plan (AMP), Annual Cash Flow forecast, Training Plan, Performance Management System (PMS), Job Description Review, Annual Report (AR) ➤ Six-monthly activity reports to PSC. 	<ul style="list-style-type: none"> ➤ Submission of AMP, Annual Cash Flow to PMO/MOF on the 31st July 2020, PMS FY2019/2020 to PSC 20th August 2020 and MYR FY2020/21 on the 26th February 2021, Annual Report for FY2019/20 to Cabinet 30th September 2020 ➤ Two Six-monthly reports submitted according to deadline (July 2020 and January 2021)
Output 3: Improved legal services	<ul style="list-style-type: none"> ➤ Draft, review & renew contracts ➤ Advice on different matters including mokohunu many many issues ➤ Provide legal advice on SMA issues ➤ Legal trainings with staff and coastal communities 	<ul style="list-style-type: none"> ➤ Provide legal advice on SMA issues ➤ Provide legal advice on different issues including mokohunu ➤ Provide legal advice on SMA issues ➤ Provide training for staff on legal framework for fisheries in general. Legal framework for SMA
Output 4: Improved liaison with national, regional & international agencies and donors.	<ul style="list-style-type: none"> ➤ Liaise with donor and agencies National, Regional and International ➤ Annual Report on implementation of TFSP 	<ul style="list-style-type: none"> ➤ Effective communication with agencies and donors ➤ Annual Report for the Implementation of the TFSP completed
Output 5: Improved media and communications	<ul style="list-style-type: none"> ➤ Media Releases ➤ Quarterly consultation meetings with stakeholder 	<ul style="list-style-type: none"> ➤ Media releases are now updated on Facebook ➤ Engage more in Community outreach and Educational

	groups	Program
Output 6: Improved administrative and human resources support for all ministry staff.	<ul style="list-style-type: none"> ➤ Annual JD review ➤ Recruitment/promotions ➤ Project Management Unit (PMU) 	<ul style="list-style-type: none"> ➤ Staff JDs reviewed and completed for PMS assessment FY 2020/21 in October 2020. ➤ During the FY 2020/21 we had 76 staff (32 females, 44 males) including 2 new staff recruited by the ministry, 5 staff who got promoted to new positions, 1 staff promoted and transferred to other ministries, 2 staff resigned, 4 staff who got their retirement and 1 deceased staff. ➤ 15 vacant positions available during this FY (4 vacant post are waiting for vetting process and the 11 vacant post has to be filled in the next FY) ➤ The project management unit recruited 8 new staff to their core team.
Output 7: Increasingly effective training and capacity development for ministry staff.	<ul style="list-style-type: none"> ➤ Staff Trainings 	<ul style="list-style-type: none"> ➤ 2 x Internal induction trainings conducted for newly appointed staff. ➤ Completed conducted of internal trainings for fisheries staff in various areas like PMS, Policy, compliance, scientific fisheries and extension. ➤ No overseas training/ meetings/ workshop events conducted overseas due to covid 19 restriction while 153 national training/ workshop/meetings events were conducted and attended by Fisheries staff ➤ All overseas meetings and trainings were conducted through virtual conference due to covid 19 pandemic
Output 8: Constantly improving budget, planning and reporting	<ul style="list-style-type: none"> ➤ Internal Policy (IP) 	<ul style="list-style-type: none"> ➤ 5 x Internal policies approved during this FY

activities for the ministry's activities.	<ul style="list-style-type: none"> ➤ CP, AMP, Budget ➤ Annual Report ➤ Performance Management System (PMS) 	<ul style="list-style-type: none"> ➤ Submission of final CP and Budget in both language (English/Tongan) to Ministry of Finance, Prime Minister's Office (Planning Section) and Legislative Assembly in accordance with the deadline (revised FY2020/2021: 31st July 2020; Final FY2021/22: 06th April 2021) ➤ Completed the compiling of MoF Annual Report FY2019/2020 and submitted to CEO, Minister, Cabinet and Legislative Assembly after approved from Cabinet (Cabinet: 30th September 2020; LA: 20th October 2020) ➤ The Ministry submitted its Performance Management System (PMS) assessment for the End of Financial Year 2019/2020 in 20th August 2020 and Mid-Year Review for FY2020/2021 on 26th January 2021.
Output 9: Better financial, procurement and asset management services compliant with government standards.	<ul style="list-style-type: none"> ➤ Budget – expenditure ➤ Revenue ➤ Asset ➤ Procurement 	<ul style="list-style-type: none"> ➤ Budget approved \$4.7 million, actual spending \$4.1 million. ➤ Targeted revenue \$2.3 million, actual revenue collected \$4.1 million ➤ Annual asset report submitted to Ministry of Finance in 31st July 2020. ➤ 100% compliance with procurement policy as reported from the Procurement Division of the MOF. ➤ 2 x procurement plan proposed and only 4 x procurement proposals approved and completed.
Output 10: Provide timely and quality ICT services, improve data integrity,	<ul style="list-style-type: none"> ➤ Databases 	<ul style="list-style-type: none"> ➤ 99.99% availability and access of staffs to the Local

the accuracy of the information, and professional digital information dissemination to support efficient management and development of fisheries services.	➤ E-government	<p>Area Network and communications.</p> <ul style="list-style-type: none"> ➤ Monitored of 15 national and 2 regional databases. ➤ Completed of migration of the Ministry's communication to E-government network. Outer islands connection completed via NICT and TCC network.
Output 11: Higher standard of fisheries management and development planning and policy, to support sustainable fishery resources, and profitable industries.	<ul style="list-style-type: none"> ➤ Management Plan ➤ Fisheries Policies 	<ul style="list-style-type: none"> ➤ Tonga National Sea Cucumber Management and Development Plan 2020 ➤ Deepwater Fisheries Management and Development Plan 2021 – 2023 (Currently Implemented) ➤ Marine Aquarium Management and Development Plan 2021 (Currently Implemented) ➤ National Plan of Action for shark 2018 - 2022 (Currently implemented) ➤ Tuna Management and Development Plan 2018 – 2022 (Currently implemented and it is on the Mid- review phase) ➤ Aquaculture Management and Development Plan 2018 – 2020 (Currently implemented. Mid-Review will take place on the FY2021-2022) ➤ Drafting of Tonga's Coastal Fisheries Policy.
Output 12: Improving market knowledge to support marketing, and export of fisheries products.	➤ National Market Survey	<ul style="list-style-type: none"> ➤ Market survey conducted once every week in local fish market including outer islands (Vava'u & Ha'apai). The total marine resources were recorded during this FY was 94 metric tons with an approximated valued of TOP\$0.84 million.

		<ul style="list-style-type: none"> ➤ Domestic market price of fish report included in the quarterly report every quarter <ul style="list-style-type: none"> - 4 market price reports produced and 2 market research reports produced ➤ 100% MoF continue on implementing the project to address NCD in Tonga and response to covid-19 plan.
Output 13: Improving quality and accuracy of economics reports and fisheries statistics to support decision making.	<ul style="list-style-type: none"> ➤ Export ➤ Economic analysis ➤ Statistical data 	<ul style="list-style-type: none"> ➤ The total value of marine export exported including aquarium products during this financial year was estimated at TOP\$11.47 million. The total quantity of marine exported (not included aquarium products) was 2,015 metric tons during this period. ➤ The total of 1,787 metric tons of tuna was exported in this FY with a valued of TOP\$9.6 million. ➤ The total of 57 metric tons of deep-water fishery (snapper) exported during this FY with a valued of TOP\$0.4 million. ➤ Analysis on the tuna fishery completed and reported submitted to HOD. ➤ Data analysis is provided to line ministries as well as other stakeholders with the approval of CEO ➤ Statistical data are updated and reports are provided upon requests and in a timely manner <ul style="list-style-type: none"> - One outstanding quarterly bulletin from FY 2019/2020
Output 14: Increasingly targeted and focused aquaculture research and	<ul style="list-style-type: none"> ➤ Aquaculture research and development 	<p>Pearl Oyster:</p> <ul style="list-style-type: none"> ➤ Total of 28 active pearl farm during 2020/21 FY, which

<p>development that meets the needs of emerging industries.</p>		<p>consists of 17 in Vava'u, 6 in Ha'apai, 4 Tongatapu and 1 Niuatoputapu). Only two (2) new farms were established in 2020. There were 20 pearl farms were operated and owned by private farmers; and 8 farms currently operate by the Ministry of Fisheries for culturing of spats to support private farmers.</p> <ul style="list-style-type: none"> ➤ There were 3 inactive farms (2 in Tongatapu and 1 in Vava'u) were recorded during 2020, and this is due to line damage and relocate of farming site. ➤ Continue on supplying of spats to pearl farmers in Vava'u, Ha'apai, Niuatoputapu and Tongatapu <p>Stock Taking:</p> <ul style="list-style-type: none"> ➤ Total of almost 10,000 of pearl oyster are currently hanging on pearl lines of all island group (170 NTT, 1200 Ha'apai, 2500 Vava'u, more than 6,000 (adult and juveniles) in Tongatapu) <p>Hatchery production:</p> <ul style="list-style-type: none"> ➤ Only 1 successful spawning induction during this FY ➤ Total of 83 million fertilized eggs has been stock into larval tanks on day one of spawning ➤ Only 8 million larvae survive for settlement on Day 29 when start setting into spat collector. ➤ Total of 16 trays of spat collector has been transfer to the pearl line for ocean nursery grow out <p>Giant Clam:</p> <ul style="list-style-type: none"> ➤ 6x Special Management Areas communities were
---	--	--

		<p>supplied with juvenile giant clams (3 x Ha'apai, 3 x Tongatapu)</p> <p>Hatchery production:</p> <ul style="list-style-type: none"> ➤ Only 1 successful spawning induction conducted ➤ 2 giant clam species were spawning upon induction (<i>T. maxima</i> & <i>T. derasa</i>) ➤ Juveniles are still cultured on raceways. <p>Sea cucumber</p> <ul style="list-style-type: none"> ➤ 3 successful spawning runs for sea cucumber in collaboration with Vast Ocean (Tonga) Aquaculture Co. Ltd ➤ 2 spawning runs for sandfish species and 1 for white teatfish ➤ Each sandfish spawning produces 40 million eggs and 1 million eggs for white teatfish ➤ Approximately more than 83 thousand sandfish and 200 white teatfish juveniles has been transfer into ocean nursery at Sopo ➤ New farming technique (pen cages culture) of ocean nursery grow out for sea cucumber juvenile transferred the hatchery. <p>Trials of new aquaculture species:</p> <ul style="list-style-type: none"> ➤ 2x new aquaculture species has been trial during this FY, which is mud crab and white teatfish in collaboration with VEPA and Vast Ocean respectively ➤ 2 mud crab farms established in Vava'u were Holeva and Makave SMAs.
--	--	---

		<ul style="list-style-type: none"> ➤ White teatfish continue to culture together with sandfish in hatchery and ocean nursery
Output 15: Expanding Special Management Area (SMA) program implementation for coastal communities.	<ul style="list-style-type: none"> ➤ Special Management Area (SMA) 	<ul style="list-style-type: none"> ➤ 9 x new SMA gazette (<i>Fangatapu, Pangaimotu, Makaunga, Talafo'ou, 'Olo'ua, Tefisi, Holopeka, Koulo, Futu</i>) ➤ 7 x SMA plan completed (<i>Kauvai, Navutoka, Tu'anuku, Matamaka, 'Otea, Tu'anekeviale, Fotua</i>) ➤ Cabinet submission amending 5x new SMAs and 2 existing SMAs (<i>Kauvai, Navutoka, Tu'anuku, 'Otea, Matamaka, Koloa, Ha'atafu</i>) ➤ Deployed boundary markers of the newly gazetted SMAs (7 SMAs) ➤ 200 x quarterly meetings with the 45 x existing SMAs ➤ 18 Re-deployment of boundary markers for the SMA Communities in Ha'apai (<i>Matuku, Fonoi, Mango, Nomuka</i>), 'Eua (<i>Tufuvai, Houma</i>), Tongatapu (<i>Lapaha, Kolonga, Ha'atafu, Fangatapu</i>) and Vava'u (<i>Taunga, Ovaka (x2), Kapa, Holeva, Hunga, Makave, Nuapapu</i>) ➤ 19 x signboards Installed (9 x Vava'u, 5 x Tongatapu, 5x Ha'apai)
Output 16: Higher standards of training, capacity development, outer island extension and support services, for SMA communities, aquaculture operators, and commercial fishers.	<ul style="list-style-type: none"> ➤ Stakeholder's capacity building 	<ul style="list-style-type: none"> ➤ 326 x Annual Trainings and capacity development for SMA communities, aquaculture operators and commercial fishers (98 x Tongatapu, 193 x Ha'apai, 8 x 'Eua and 25 x Vava'u, 2 x Niuatoputapu). ➤ 253 x Training capacity development and extension service events implemented, including support for cyclone and disaster resilience and adaptive

		rehabilitation capacity building (Extension Services & Support) (76 x Tongatapu, 100 x Vava'u, 23 x Ha'apai, 52 x 'Eua, 1 x Niuatoputapu, 1 x Niuafo'ou)
Output 17: Increasingly focused offshore and inshore fishery resource research, monitoring, and assessment to support decision making.	<ul style="list-style-type: none"> ➤ Offshore and Inshore fishery resource research, monitoring and assessment ➤ Scientific Report 	<ul style="list-style-type: none"> ➤ 4 SMA Biological baseline survey - 3 x Tongatapu (Fangatapu, Nukuleka, Makaunga), 1 x Vava'u ('Otea) ➤ 1 Socio-economic survey (Socio-economic assessment to SMA and Land-locked sites) ➤ 5 x Offshore assessment for tuna, snapper, squid, artisanal and biological assessment. ➤ 5 x Inshore Scientific reports completed and submitted <ul style="list-style-type: none"> - 4 Baseline survey report for Fangatapu and 'Otea SMA's and RAPCA report to Kanokupolu and 'Ahau - 1 x Data and graphics for SMA Catch Data ➤ 6 x Offshore Scientific report completed and submitted <ul style="list-style-type: none"> - 4 x Annual and Quarterly reports of stock status Tuna, Snapper, Artisanal assessment and squid fishery. - 2 x Annual report submitted to regional and international bodies in accordance with deadlines (Part 1 report and Catch estimates to WCPFC and SPC)
Output 18: More effective compliance and licensing services with effective regulatory programs that deter illegal fishing.	<ul style="list-style-type: none"> ➤ Compliance and licensing services 	<ul style="list-style-type: none"> ➤ 8 x MCS policies and SOPs revised and approved. ➤ 287 x Patrols, boarding, inspections and enforcement conducted in accordance with SOPs. ➤ 99 x fishing licences (commercial fishing, aquaculture, game fishing, exports and fish fence) issued.

		<ul style="list-style-type: none"> ➤ 100% of processing the certificates and permits for exports, exemption duties and Tong Passenger Food Export System at the airport. ➤ Ongoing implementation of Port State Measures Agreement and other treaties and conventions (e.g. NTSA, CITES).
Output 19: Increasingly targeted compliance programs for international and domestic fishing activity to deter illegal fishing.	<ul style="list-style-type: none"> ➤ Surveillance programs to deter illegal fishing. 	<ul style="list-style-type: none"> ➤ More than 100% observer's coverage on Foreign Fishing Vessels achieved ➤ 20% of observer coverage on Local Fishing Vessels. ➤ More certified Observers debriefers trained ➤ No observers deployed onboard to US Treaty and Cook Islands vessels due to covid 19 restriction. ➤ On-going VMS snap shots on each licensed fishing vessels.
Output 20: Implementation of the Tonga Fisheries Sector Plan (TFSP), including effective governance of the World Bank funded Tongafish Pathway project.	<ul style="list-style-type: none"> ➤ Tonga Fisheries Sector Plan (TFSP) projects oversight and management ➤ Annual report 	<ul style="list-style-type: none"> ➤ Ongoing the implementation of the project “Halafononga ki ha Ngatai Tu’uloa” in Tongan, and known in English, as “Pathway to Sustainable Oceans (TongaFish Pathway)” in 2019 with a total cost of USD \$10 million for 6 years. ➤ Ongoing PROP operation manual, procurement plan and Budget completed. ➤ Revised templates to be used by all IDA 18 Projects and to be due in October 2021.

1. Overview of the Ministry of Fisheries

1.1 Introduction

This financial year 2020/2021 marked another year of re-instate of the Ministry of Fisheries as a stand-alone government agency and the second year for Lord Tu'ilakepa since he was appointed on mid-2019 as the new Minister for the Ministry of Fisheries. In this financial year Dr. Tu'ikolongahau Halafihi completed the first year from the four years extended his re-appointed as the Chief Executive Officer for the Ministry.

The planned national impact of the TSDF is a *“progressive Tonga supporting a higher quality of life for all”* which is supported by the whole of government.

The TSDF describes both national and organisational outcomes for the whole public sector. Those that are applicable to the Ministry of Fisheries are:

1.1.1 TSDF National Outcomes

- A: A more inclusive, sustainable and dynamic, knowledge-based economy.
- D: More inclusive, sustainable and responsive good governance with strengthened rule of law.
- F: A more inclusive, sustainable and effective land administration, environment management, and resilience to climate and risk.

1.1.2 TSDF Organisational Outcomes

Pillar 1. Economic Institutions:

- **Organisational Outcome 1.2:** Closer, more effective public/private partnerships with business, consumers and other community groups across the Kingdom to help better identify and address constraints to more inclusive, sustainable and resilient economic growth

Pillar 3. Political Institutions

- **Organisational Outcome 3.1:** More efficient, effective, affordable, honest and transparent public service with a clear focus on priority needs

Pillar 5. National Resources and Environment Inputs:

- **Organisational Outcome 5.2:** More equitable, inclusive, sustainable and appropriate management of the use of renewable and non-renewable natural resources to maintain a steady long-term flow of benefits rather than booms followed by bust and long-term recovery periods.

1.2 Legislation, Mandate, Stakeholders

The Ministry of Fisheries operated under the following legislative mandates;

1.2.1 Legislation

General	Specific to Ministry of Fisheries
<ul style="list-style-type: none">• The Constitution of Tonga• Government Priority Agenda• Tonga Strategic Development Framework II• Government Act• Public Finance Management Act• Public Audit Act• Public Service Act• Code of Ethics and Conduct• Social Media Guidelines for Tonga's Public Service• Public Services (Grievance and dispute procedures) Regulations• Public Service (Disciplinary procedures) Regulations• Remuneration Act• Procurement Regulations• Public Revenue Regulations• Internal Audit Charter	<ul style="list-style-type: none">• Tonga Fisheries Sector Plan 2016• Aquaculture Management Act 2003• Aquaculture Management (Amendment) Act 2005• Aquaculture Management (Amendment) Act 2009• Fisheries Management Act 2002• Fisheries Management (Amendment) Act 2009• Maritime Zone Act 2009• Tonga Defence Services (Amendment) Act 2013• Fisheries Management (Processing and Export) Regulations 2008• Fisheries Management (Conservation) Regulations 2008• Fisheries Management (Conservation) (Amendment) Regulations 2013• Fisheries Management (Processing and Export) (Amendment) Regulations 2010• Fisheries (Local Fishing) Regulations 2009• Aquaculture Management Regulations 2008• Fisheries Management Act 2002 Special Management Area Order (GS 20 of 2004)• Fisheries Regulations 1992• Fisheries (Vessel Monitoring System) Regulations 2009• Fisheries (Coastal Communities) Regulations 2009• Fisheries (LimuTanga'u) Regulations 2009• Special Management Area Order No.25/2013• Stowage of Gear Regulations

1.2.2 Mandate

The mandate of the Ministry of Fisheries involves conserving, managing, developing, and sustainably utilising the Kingdom's aquatic resources to ensure food security, and to improve the social and economic well-being of the people of Tonga.

The Ministry of Fisheries operations are guided by the following:

1. Our National Constitution, whole-of-government Acts and Regulations, other general government policies and directives, the Tonga Strategic Development Framework 2015-2025, the Tonga Fisheries Sector Plan, the Tonga National Fisheries Policy, and Ministry specific legislation including the Fisheries Management Act 2002, the Aquaculture Management Act 2003, and the Maritime Zone Act 2009, and associated regulations.
2. A range of international treaties and conventions of direct relevance to sustainable fisheries including and derived from the United Nations Convention on the Law of the Sea (UNCLOS) that defines the territorial sea and oceanic boundaries of coastal states, including the areas in which they may exploit marine resources. Of particular relevance

to fisheries resource management, Tonga is a member of the Forum Fisheries Agency (FFA), the Pacific Community (SPC), and is a signatory to the Western and Central Pacific Fisheries Convention (WCPFC).

3. The United Nations Department of Economic and Social Affairs (UNDESA) Sustainable Development Goal (SDG) 14 to “conserve and sustainably use the oceans, seas and marine resources for sustainable development” advocates significantly reducing all kinds of marine pollution and minimizing ocean acidification by 2025, as well as sustainably managing and protecting marine and coastal ecosystems by as early as 2020. It also aims, by 2020, to regulate harvesting in an effective manner and to halt overfishing by ending illegal and unregulated fishing and destructive fishing practices. In addition, SDG 14 aims to prohibit specific types of subsidies to fisheries.
4. The Budget for the FY2020/21 theme is “God is my refugees”. Fisheries sector is one of the economic sectors including Agriculture and Tourism identified from the Government’s Priority Agenda (GPA) 2018-2021.
5. In particular, and of direct relevance to the Ministry of Fisheries, the TSDF II provides strong supporting language, stating:

“Appropriate management of our natural resources and our environment can help protect them and ensure that they provide benefits to current and future generations and ensure that we pass on our inheritance well preserved and improved”.

Ministry Vision and Mission

Our vision directs us in how we think about and plan for the future, with imagination and wisdom. Our mission gives us direction towards achieving that vision.

Our Vision: *“To achieve economically, socially and environmentally sustainable fisheries that contributes to better living standards for all Tongans.”*

Our Mission: *“Providing quality and timely services characterised by integrity, teamwork and professionalism.”*

1.2.3 Stakeholders

Stakeholder	Customer of MoF	Supplier to MoF	Partner with MoF	Oversight of MoF
Cabinet	Advice, Recommendations, Information	Decisions	Operating Effectiveness of Government	Direction
Parliament (Legislative Assembly)	Advice, Recommendations, Information	Decisions, Legislation		Direction

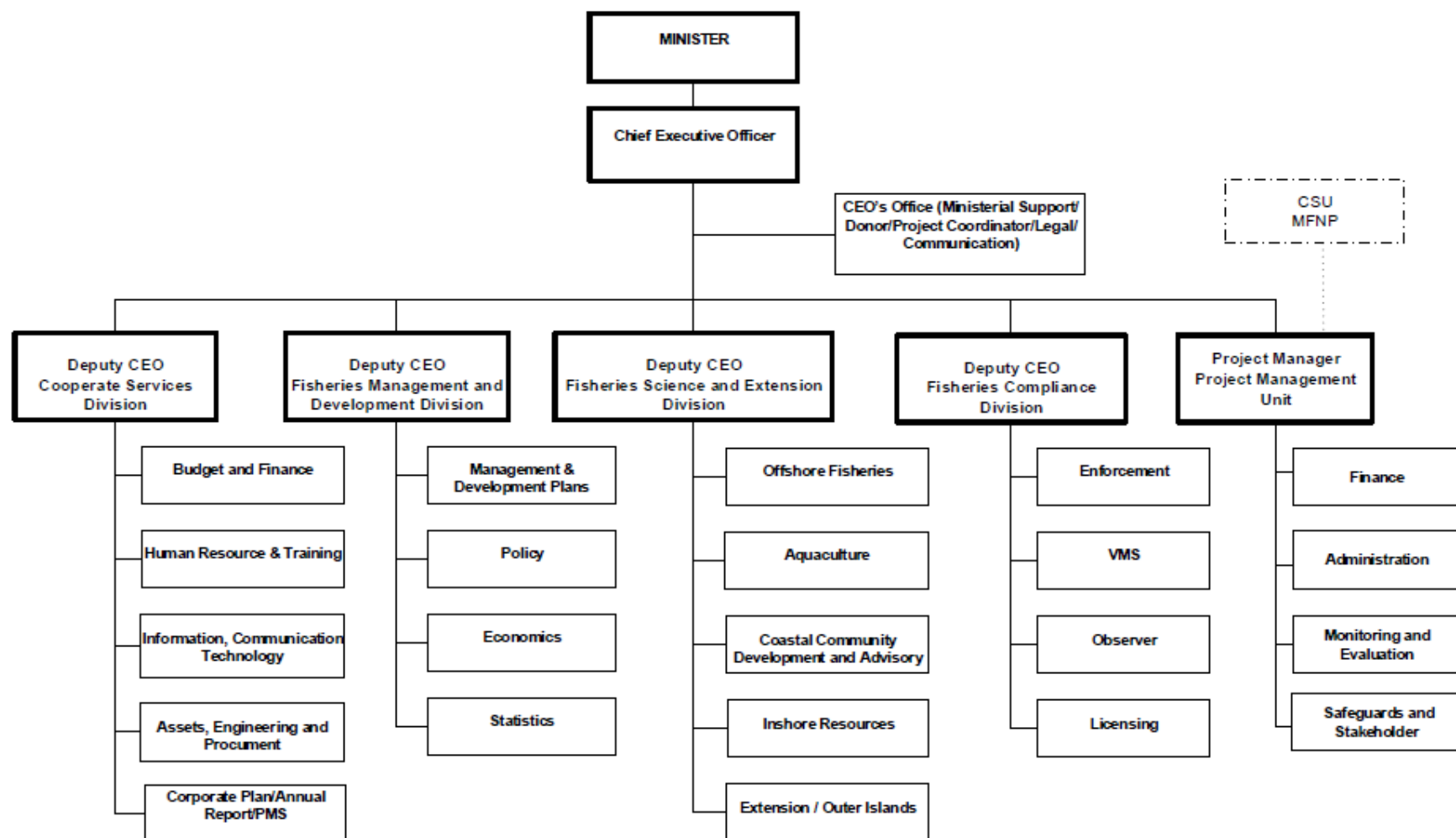
Ministry/Department/Agencies (MOF, PSC, AGO, MAFF, MEIDECC, MOFA, MET, MOI- Marine & Ports and HMAF)	Advice, Guidance, Instructions, Information	Information	Operating Effectiveness of Government,	Oversight by PMO, PSC - Policy, Operations
Public Enterprises	Advice, Guidance, Instructions, Information	Information	Operating Effectiveness of Government,	
NGO	Advice, Guidance, Instructions, Services, Information	Goods, Services, Fees, Charges	Community Work, Education, Health	Monitor, Petition
General Public	Advice, Guidance, Instructions, Services, Information	Goods, Services, Fees, Charges		Vote, Petition
Investors, fish farmers, processors and export	Provide service information		Provide Services	
Regional and international agencies	Provide information and services	Information	Provide funding Providing information and services	
Development Partners	Advice, Guidance, Instructions, Services, Information	Development Assistance and Advice	Delivery of Aid Funded Programs	Oversight of the Use of Development Funds, General Performance Management

The Ministry of Fisheries (MoF) relies on the Cabinet and Parliament for high level strategic direction, and for support for policy and legislation, and budget resources. MoF has close ties with a range of Ministries, Departments and Agencies. For example, seeking support and guidance on budget and planning from the Ministry of Finance and Prime Minister's Office, working collaboratively with HMAF, Tonga Navy on fisheries patrols, and with MORC on border controls for imports and exports of fish products, counter drugs trafficking, countering transnational crime, support health protection like covid-19.

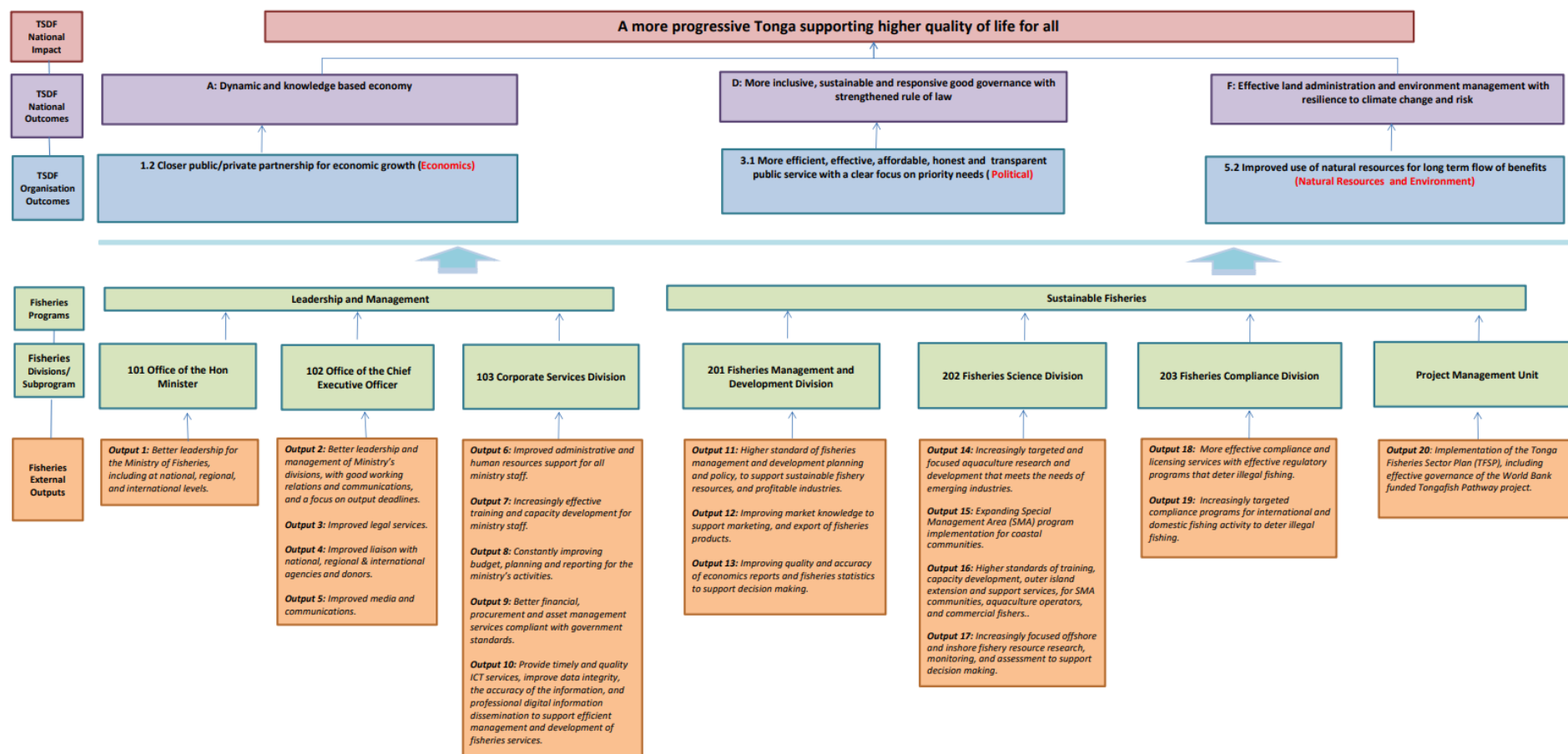
MoF works closely with key industry stakeholders towards sustainable fishery management, and with coastal communities on the establishment and administration of the Special Management Area Program. A range of species are being investigate for their potential for aquaculture, both as alternate livelihoods for coastal communities and for their potential for larger scale and export level production.

MoF has particularly close ties with two regional agencies, the Forum Fisheries Agency (FFA) and the Pacific Community (SPC), and regularly attends workshops, training events and meetings. Bi-lateral MOUs are in place for the provision of services to Tonga, such as support for management planning, compliance, resource assessment, and aquaculture development. MoF works very closely with many development partners, in particular the World Bank, the NZ Ministry for Foreign Affairs and Trade, the NZ Ministry for Primary Industries, the Asian Development Bank, the Australian Centre for International Agricultural Research, and the Japan Trust Fund, and is extremely grateful for the generous support provided.

1.3 Operational Structure



1.4 Performance Management Framework – Results Map (Logframe)



2. Ministry of Fisheries Performance

2.1 Human Resource Management

During the FY 2020/21 we had 76 staff (32 females, 44 males) including 2 new staff recruited by the ministry, 5 staff who got promoted to new positions, 1 staff transferred and promoted to another ministry, 2 staff who got resigned, 1 deceased and 4 staff who retired from the public service. The project management unit recruited 8 new staff for the core team.

Established staff (including vacant positions)	84
New appointees	2
Unestablished staff	27
Promotions	5

Project Management Unit (PMU)

New appointees	8
----------------	---

New Appointments

No.	Name	Post	Division	Date of Assumption of duty
1	Mr 'Alimoni Taumoepeau	Technical Officer Grade II	Corporate Service Division	9 th of March 2021
2	Mr Sione 'Atevalu	Fisheries Trainee	Fisheries Science and Extension Division	27 th of April 2021

PMU appointment

No	Name	Post	Division	Date of Assumption of duty
1.	Mrs Alice Funaki	Deputy Project Coordinator	Tongatapu	05 th March, 2021
2.	Mrs Moana Mahe	FMDD Lead	Tongatapu	26 th April, 2021

3.	Ms Sela Kioa	Science Lead	Tongatapu	13 rd April, 2021
4.	Ms Louina Laulaupea'alu	Aquaculture Lead	Tongatapu	12 th April, 2021
5.	Mr 'Inoke Taufu	Compliance Lead	Vava'u	03 rd December, 2020
6.	Mrs 'Alisi Afu	Training Officer	Tongatapu	26 th April, 2021
7.	Mr Siosifa Folau	Compliance Lead	Ha'apai	01 st December, 2020
8.	Ms Seini Ika	SMA Lead	Vava'u	26 th August, 2020

Promotions

No.	Name/Previous post	Post promoted to	Division	Date of assumption of duty
	Ms Makeleta Malimali	Fisheries Officer	Fisheries Science and Extension Division	6 th of October 2020
	Ms Hulita Fa'anunu	Senior Fisheries Officer	Fisheries Science and Extension Division	13 th of October 2020
	Mr Latu 'Aisea	Senior Fisheries Officer	Fisheries Science and Extension Division	8 th of February 2021
	Mrs Tracy 'Aisea	Senior Fisheries Officer	Fisheries Science and Extension Division	15 th of February 2021
	Mrs Mele Holo'ia	Principal Accounting Officer	Corporate Service Division	27 th of April 2021

Staff transferred

No.	Name/Previous post/Ministry	Post promoted to/lateral transferred	Ministry transfer to	Date of assumption of duty
1	Mosese Moala, Fisheries Assistant, Ministry of Fisheries	Boatman	Ministry of Education and Training	4 th of January 2021

Resigned

No	Name	Post	Division	Date of resignation
1	Ms Salote Koloamatangi	Legal Officer	CEO Office	03 rd of November, 2020
2	Mr Setaleki Mafi	Fisheries Trainee	Fisheries Science and Extension Division	01 st of February, 2021

Retirement

No	Name	Post	Division	Effective date
1	Mr Tevita Talakai	Principal Accounting Officer	Corporate Service Division	22 nd of September 2020
2	Mr Vilimo Fakalolo	Deputy Secretary	Corporate Service Division	27 th of February 2021
3	Mr Tu'atalatau Tonga'onevai	Senior Fisheries Assistant	Fisheries Science and Extension Division	31 st of May 2021
4	Mr Sioeli Pasikala	Fisheries Officer	Corporate Service Division	21 st of June 2021

Deceased

No	Name	Post	Division	Effective date
1	Mrs 'Ana Litili	Technical Officer Grade II	Corporate Service Division	27 th of August 2020

This table shows the numbers of staff in each Band Level;

Band Level	Numbers
D	1
G	2
H	2
I	2
J	7
K	8
L	18
M	11
N	6
Q	4
R	17
S	6
Total	84

The table below shows the number of qualifications of the staff, we have 45 staff who already received a PhD, Masters, Bachelor Degrees and Diplomas, the rest of the staff they had a certificate of secondary school (Form 5, 6, 7) and other Fisheries Certificates.

Qualifications	Number
PhD	2
Master's Degree	9
Bachelor Degrees	19
Diplomas	15

Staff development and training

During this FY2020/21 there was no overseas training/workshops/attachments conducted overseas due to COVID-19 pandemic restriction. Hence, workshops/meetings and training were conducted via zoom (virtual meeting).

Ministry of Fisheries Staff Performance for FY2020/2021

The Ministry of Fisheries submitted its Performance Management System assessment for the End of Financial Year 2019/2020 in August 2020 and Mid Year Review Assessment for FY2020/2021 to PSC in February 2021. This FY is the fifth year of implemented of PMS amongst the Public Service. In Comparison of the PMS outcome end results in the past four years there was great improvements year by year in the staff performance rewards. But due to confidentiality of the data, that can not be released in this report.

There was no PSC-PMS end of the year assessment award for all ministries, due to covid-19 restriction. However, the Ministry of Fisheries still maintain its compliance to the PSC PMS traffic light criteria and PMS IIP, as in our quarterly traffic light still in green with a percentage vary between 90 – 100%.

There was no Public Service Day month event this year due to covid-19 restriction also.

2.2 Results Management (Reporting outputs and outcome)

2.2.1 Office of the Honourable Minister

TSDF II Outcomes A: A more inclusive, sustainable and dynamic, knowledge-based economy. D: More inclusive, sustainable and responsive good governance with strengthened rule of law. F: A more inclusive, sustainable and effective land administration, environment management, and resilience to climate and risk.					
Key Performance Indicators (KPIs)	Targets	Achievements (based on the targets and KPIs.)	Beneficiaries	Cross cutting implications	Future plans
Output 1: Better leadership for the Ministry of Fisheries, including at national, regional and international levels.					
Number of meetings.	5	22	Ministry of Fisheries, PSC, Ministry of Finance, Cabinet, Legislative Assembly	The Government is well informed of fisheries activities	Inform key stakeholders and relevant ministries of policy and regulations
Annual submission of CP and Budget to MOF (Finance)	1	1	Ministry of Fisheries, Ministry of Finance, Cabinet, Legislative Assembly, Prime Minister's Office	The Government is well informed of fisheries activities	Maintain submission on time of the report
Annual submission of AR FY2020/21	1	1	Ministry of Fisheries, Cabinet, Legislative Assembly	Improve Fisheries management	Attend all meetings

2.2.2 Office of the Chief Executive Officer

TSDf II Outcomes <i>A: A more inclusive, sustainable and dynamic, knowledge-based economy.</i> <i>D: More inclusive, sustainable and responsive good governance with strengthened rule of law.</i> <i>F: A more inclusive, sustainable and effective land administration, environment management, and resilience to climate and risk.</i>					
Key Performance Indicators (KPIs)	Targets	Achievements (based on the targets and KPIs.)	Beneficiaries	Cross cutting implications	Future plans
Output 2: Better leadership and management of Ministry's divisions, with good working relations and communications, and a focus on output deadlines					
Number of meetings.	4	4	Ministry of Fisheries, Ministry of Finance, PSC, Cabinet	Contribute to final Approval of Budget, CP, Annual Management Plan of the Ministry of Fisheries	Suggest a one-week training for preparation of the CP, budget and Management Plan
Number of activities approved each year (CP, AMP, Budget, Cash flow forecast, procurement plan, training plan, PMS, JD review and Annual Report)	9	11	Ministry of Fisheries, Ministry of Finance, PMO, LA, PSC, Cabinet	Budget is well monitored	Follow up with monthly cash flow First identify fisheries activities to be included in annual procurement plan
Number of bi-annual report submitted each year.	2	2	Ministry of Fisheries, PSC	PSC is well informed of fisheries activities	Maintain the submission of the report in accordance with the deadlines
Output 3: Improved legal services.					
Monthly summary.	12	12	Ministry of Fisheries, Attorney General Office, Cabinet	Ministry and Government of Tonga are well informed of legal requirements	Increase legal activities to improve public awareness
Number of activities conducted each year	2	2	Ministry of Fisheries, FFA, WCPFC	Improve fisheries management	Good plan and the consistency of Regulations, Ministry's Public awareness
Quarterly legal training conducted	4	0		No legal training conducted due to the resignation of the Ministry's	Recruit Legal Officer

				Legal Officer	
Output 4: Improve liaison with national, regional & international agencies and donors.					
Number of Liaison conducted each year	5	11	Ministry of Fisheries, Ministry of Finance, Ministry of MEIDECC, Ministry of Internal Affairs, PSC, FFA, SPC, WCPFC, World Bank, FAO, ACIAR, JICA	Increased understanding of fisheries issues among shareholders	Increase engagement with regional and national agencies
Number of reports	1	1	Ministry of Fisheries, WB, MOF	MOF is well aware of activities implemented by the TFSP	Maintain the received of the TFSP report from PMU
Output 5: Improved media and communications.					
Monthly media releases (TV, radio and official website, fb)	18	890	Ministry of Fisheries, Ministry of Finance, PSC, FFA, SPC, WCPFC, World Bank, FAO, ACIAR, MFAT, DFAT, JICA, NFC, Pearl farmer	Increased understanding of fisheries issues among stakeholders	Increase engagement with stakeholders, regional and national agencies
Quarterly public awareness	4	10	Ministry of Fisheries	The public is well informed of fisheries activities	Increase the number of media outputs

2.2.3 Corporate Services Division

TSDF II Outcomes A: A more inclusive, sustainable and dynamic, knowledge-based economy. D: More inclusive, sustainable and responsive good governance with strengthened rule of law. F: A more inclusive, sustainable and effective land administration, environment management, and resilience to climate and risk.					
Key Performance Indicators (KPIs)	Targets	Achievements (based on the targets and KPIs.)	Beneficiaries	Cross cutting implications	Future plans
Output 6: Improved administrative and human resources support for all ministry staff.					
Annual submission of JD review	1	1	Ministry of Fisheries, Public Service Commission (PSC)	This financial year revised JD was fully adopted from PSC, Inconsistent in agreement of JD review between staff/supervisor	Consistency in agreement of JD review between staff/supervisor
% of vacant post complete within Financial Year	80%	80%	Ministry of Fisheries, Public Service Commission, Ministry of Finance	All of the recruitments freeze, waiting for the final decision from PSC and Finance regarding the vetting process	Fill in the remaining vacant position subject to lifting of the freezing and vetting process.
Annual review of the Ministry's filing system	1	1	Ministry of Fisheries		Continuing weekly and monthly updating Ministry's file
Output 7: Increasingly effective training and capacity development for ministry staff.					
Annual submission of the Ministry's training plan and need.	1	1	Ministry of Fisheries, Public Service Commission	Donor availability, relevant training offered.	Ongoing implementing the PSC work force training plan for FY2020/21
Output 8: Constantly improving budget, planning and reporting for the ministry's activities.					
Annual submission (CP,			Ministry of Fisheries, Prime		Budget + CP approved from LA,

Budget, AMP, IAMP)	4	4	Minister's Office, Ministry of Finance, Legislative Assembly		pending return to Line Ministry
Biannual review (PMS)	2	2	Ministry of Fisheries, Public Service Commission	i) Partial complete of remarks in the PMS form ii) Delaying in comply with PMS internal schedule	i) Conduct a refresher training before MYR and EFY and also address the challenges within the PMS form ii) Prompt compliance of internal schedule
Quarterly submission (CP M&E)	4	4 (quarterly)	Ministry of Fisheries, Prime Minister's Office		Close consultation with PMO regarding the quarterly feedback
Annual submission (AR)	1	1	Ministry of Fisheries, Cabinet, Legislative Assembly	New AR deadline set for FY2020/2021 Delays in meeting internal schedule deadlines towards compilation of Division contribution to Annual Report against the CP targets of the FY	Prompt compliance with the internal schedule
Number of internal policies approved	5 (3a/2d)	5 (5a/2d)	Ministry of Fisheries, PSC	Variance in understanding on internal policy	Regular refresh of these policies and the flexibility to adjust with justifications accordingly
Output 9: Better financial, procurement and asset management services compliant with government standards.					
Annual submission of expenditure cash flow forecasts	1	1	Ministry of Fisheries, PSC, Ministry of Finance	Delays in submitting divisional cash flow in accordance to deadlines	Auto reminder to all HOSs/HODs
Annual submission of revenue forecast reports	1		Ministry of Fisheries, PSC, Ministry of Finance	Better monitoring and update of forecast reports	Auto reminder to all HOSs/HODs

		1			
Annual submission of annual PAYE	1	1	Ministry of Fisheries, Ministry of Finance, MORC	Better monitoring and accuracy of staff PAYE	Internal auto reminder for PAYE.
Annual submission of asset reports	1	1	Ministry of Fisheries, Ministry of Finance	Undertake asset count to meet deadline	i) Friendly reminder on assets transferred without advice.
Annual submission of procurement plan	1	1	Ministry of Fisheries, Ministry of Finance, PMO	Divisional plan to consider the needs for procurement to include at the APP	Friendly reminder for better planning, to avoid number of amendment APP
Output 10: Provide timely and quality ICT services, improve data integrity, the accuracy of the information, and professional digital information dissemination to support efficient management and development of fisheries services.					
Number of Plans (ICT management operation)	4	Target Achieved: 4	Ministry of Fisheries		Liaise with Forum Fisheries Agency (FFA) plans for a regional standard.
Down Time - financial year hourly basis (Network Resources and Server Computer Systems)	<=1%	Over All (Tt, Hp, Vv 8760 hrs each, 26280 hrs Total): 1.12% (294hrs of down time) Downtime due to internal system problem: 0.08% (22hrs) Downtime Out of our control: 1.04% (272hrs)	Ministry of Fisheries Ministry of MEIDECC (National ICT) Ministry of Finance (eGovernment)	No internet backup connection as the limitation of solution from eGovernment project implementation.	Plan and proposing of internet backup and failover links to Ha'apai and Vava'u.
Completion of new installation and upgrading (servers and	100%	100%	Ministry of Fisheries		

network)					
Number of disruptions per database - Monthly.	<=36	12 Total number of Disruption:	Ministry of Fisheries Public		Database failover installation.
Completion of new Database's development	100%	100%	Ministry of Fisheries Public		Migration to mySQL
Monthly Number of complain with same problems (Client computers and User's support)	<=3	2 Average of 2 complains with the same problem.	Ministry of Fisheries		Implementation of the Help Desk support system to handle computer system clients service support.
Installation Completion rate of all new client's devices (client computers)	100%	100%	Ministry of Fisheries		
Number of Reports (ICT)	35	35	Ministry of Fisheries		
Number of site visits (ICT training)	6	8	Ministry of Fisheries Vava'u Environmental Protection Association. (VIPA) South Pacific Community (SPC) Fisheries Forum Agency (FFA) Fisheries Observer		

2.2.4 Fisheries Management and Development Division

TSDF II Outcomes

A: A more inclusive, sustainable and dynamic, knowledge-based economy.

D: More inclusive, sustainable and responsive good governance with strengthened rule of law.

F: A more inclusive, sustainable and effective land administration, environment management, and resilience to climate and risk.

Key Performance Indicators (KPIs)	Targets	Achievements (based on the targets and KPIs.)	Beneficiaries	Cross cutting implications	Future plans
Output 11: Higher standard of fisheries management and development planning and policy, to support sustainable fishery resources, and profitable industries.					
Number of Fisheries Management Plan (FMP) developed or reviewed, approved, and implemented.	4	7 - Fisheries Management and Development Plan (FMP) developed reviewed, approved. - Tonga National Sea Cucumber Management and Development Plan 2021 - Deepwater Fisheries Management and Development Plan 2021 – 2023 - Marine Aquarium Management and Development Plan 2021 - Fisheries	Ministry of Fisheries and relevant stakeholders for each management plans.	- Some delay of activities due to covid-19 -Awaiting the approval from Hon. Minister for two (2) management plans.	- Continue on with the planned activities.

		<p>Management Plan Implemented</p> <ul style="list-style-type: none"> - Tuna Management and Development Plan 2018-2022 - Aquaculture Management and Development Plan 2018-2022 			
Number of consultations meeting conducted for public to be aware of the new plan developed	6	<p>7</p> <ul style="list-style-type: none"> - 3 x consultations for the development of the Tonga's national Sea Cucumber Management and Development Plan 2021 (Tongatapu, Vavau and Haapai) - 2 x Consultations for Marine Aquarium Management Plan - 3 x Consultations for Deep water Management Plan. 	License Holders for Sea Cucumber, Fisheries Management and Advisory Committee.	- implications of covid-19 on the Fishers	- Continue with the planned activities for the consultations.
Percentage of activities completed in each approved Fisheries Management (FMP)	<p>Tuna Plan (25%) Aquaculture Plan (25%) Sea cucumber (25%) Deepwater (25%)</p>	<ul style="list-style-type: none"> - Tuna Plan approx. 50% - Aquaculture Plan, approx. 50% - Deepwater approx. 25% - Sea Cucumber 2020 	Ministry of Fisheries and relevant stakeholders	Currently on going as planned.	i.) Ongoing with monitoring these management plans.

		100%			
Number of reports completed or presented	6	13 - 4 x (Tuna 2018-2022) - 4 x Aquaculture 2018-2022 - 5 x Sea Cucumber 2020)	Ministry of Fisheries	Constant changes of planned activities due to Ministry prioritizing activities related to Covid-19	i)Ongoing with monitoring and reporting the FMPs.
Number of policies developed or reviewed and approved.	2	2 Policies for Fisheries Management and Development Plans. Tonga Coastal Fisheries Policies	Ministry of Fisheries and relevant stakeholders (Coastal Communities and all districts of Tongatapu Is, Eua Is, Vavau Is and Ha'apai Is.	Ministry having other prioritized activities, however, FMDD still managed to work on the 2 policies.	i.) Continue with monitoring the policy for FMPs and developing the Tonga Coastal Fisheries.
Number of consultations meeting conducted for public to aware of the new policy developed	12	17 - 1 x Policies for Fisheries Management Plans. - 16 x (Tongatapu Eua Vavau and Ha'apai)	Ministry of Fisheries and collaboration with the Project Management unit, District and Town officers	Exceeded the target number given that there were more areas was required to be covered.	- Continue with developing the Tonga's Coastal Policy.
Percentage of activities completed in each approved Fisheries Policy	25%	30% - Completed for the Tonga Coastal Fisheries Policy. i.e., Drafted document and consultation phase is completed. 50% NPOAS - Ongoing with the	Ministry of Fisheries and relevant stakeholders	Currently ongoing as planned	Ongoing activities.

		implementation			
Number of reports completed or presented	7	9 3 x Policies for Fisheries Management Plans 6 x Tonga Coastal Fisheries Polices	Ministry of Fisheries	Adhoc of activities due to prioritizing activities related to COVID-19	Monitor and wait till the policies are approved.
Output 12: Improving market knowledge to support marketing, and export of fisheries products.					
Number of Fisheries Market research plan developed or reviewed, approved, and implemented.	2	2 Snapper Market Research Plan Reviewed in July 2020. However, implementation of snapper market research to Hawaii is postponed due Covid19 pandemic lockdown Pearl market research plan had been developed.	Fishing industries and Ministry of Fisheries	Delay in implementation of international market plan is due to covid-19 restrictions	Implementation of snapper research plan postponed until further notices
Number of market research conducted, reported, and presented to stakeholders	2	1 Snapper market research review had been presented to HODs	Snapper licence holders, Ministry of Fisheries and National Fisheries Council	Delay in conducting of planned international market research are due to covid-19 restrictions	The Ministry will continue to conduct market research for all the existing and potential marine products
Quarterly report on price of fish in the domestic market produced according to schedule	4	4	All the relevant stakeholders and the people of Tonga		Ongoing this activity through quarterly domestic market report

Number of capacity building and training conducted for stakeholders	3	<p>5</p> <ul style="list-style-type: none"> - E-Marketing workshop for pearl stakeholders conducted in November 2020. - Internal workshop on fish handling, finance processes and data collection and reporting conducted in February 2021. - Pearl Marketing workshop for Vavau stakeholders conducted in April 2021. - Pearl marketing workshop for Haapai stakeholders conducted in May 2021. - Pearl marketing workshop conducted for Tongatapu stakeholders in May 2021. 	MOF staff and pearl stakeholders	5 trainings completed for the financial year	The Ministry will continue providing needed marketing training capacity building for fisheries sector.
% of activities completed in the implementation of MOF NCD project per unloading.	80	<p>100%</p> <p>100% of fish stock provided for the project sold and reported.</p>	All the relevant stakeholders and the people of Tonga	100% of fish stock provided for the project sold and reported.	The Ministry will continue to implement this project for the support the MOH in fighting against NCD in Tonga.

% of activities completed in the implementation of the “MOF Emergency Response Plan for COVID-19 pandemic”	80	100% 100% of fish stock provided were sold and reported. All payments to the fish suppliers completed.	All the relevant stakeholders and the people of Tonga	100% of fish stock provided were sold and reported. All payments to the fish suppliers	The Ministry will continue to implement phase 3 of MOF Emergency Response Plan for Covid-19 pandemic.
Output 13: Improving quality and accuracy of economics reports and fisheries statistics to support decision making.					
Domestic market survey conducted, and report submitted according to schedule	52	52 Market survey is conducted Saturday of every week and as such, the target is met.	Ministry of Fisheries and Statistics department	Data collected in market surveys are reported in the Ministry’s quarterly bulletin.	The Ministry will continue to conduct market survey in a weekly basis.
Number of surveys conducted to collect economic data to inform economic analysis	2	1 Data collected for economic analysis on sea cucumber harvest and export in 2020	Ministry of Fisheries	Data collected by the Ministry during the opening of the sea cucumber moratorium in 2020 was used for this analysis	Economic section will continue to report on economic analysis required by the Ministry and to provide economic data to relevant stakeholders
Fisheries statistic report publishes every quarter	4	4 Statistical reports are published on a quarterly basis in our quarterly bulletin.	Ministry of Fisheries, Statistical department and National Reserve Bank	Statistical data are collected from various division within the Ministry and economic division is responsible for analysing and reporting of those data.	The Ministry will continue to publish statistical data on a quarterly basis and also provide data to stakeholders upon request and approval from CEO.
Number of economic analysis reports publishes and according to schedule	2	1 Economic analysis on sea cucumber performance from 2020 was reported	Ministry of Fisheries	Data for this analysis was provided from Science and Compliance Division within the Ministry.	Economic section will continue to conduct economic analysis required by the Ministry and provide data to relevant line ministries.

		and presented to HODs and CEO.			
Report provided according to schedule (impacts of natural disasters in the fisheries sector.)	1	<p>2</p> <p>A report on a Tornado that struck Vavaú in July 2020 was submitted to Finance in October 2020.</p> <p>Another report on Tropical Cyclone Zazu which again struck Vavaú in December 2020 was submitted to the Ministry of Finance in May 2021.</p>	Ministry of Fisheries and Fisheries Sector	Surveys on the impact of both natural disasters were conducted by staff of the Ministry of Fisheries in Vavaú.	Economic section will continue to report on impact of natural disasters on Fisheries Sector.

Export Performance

Marine Export

The total marine product exported (not including aquarium products), during the period was 1,599 metric tons. This is a 20% decrease from the total marine products exported in the last financial year which was predominantly due to substantial decrease in the export of snapper. All fish exports in this financial year were valued at TOP\$8.5 million which is a 19% decrease from the value of fish exported in the last financial year. The export of marine products had been affected tremendously by the continuous lockdown of international borders and markets due to COVID-19.

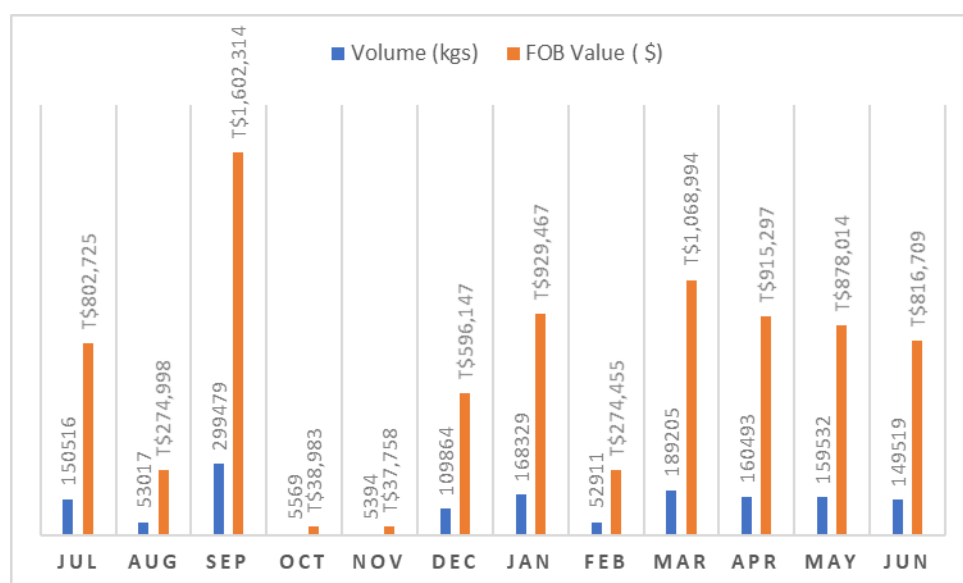
Table 1: Total weight and value of Marine Export from July 2020 – June 2021

Species	Weight (kg)	Value (TOP\$)
Other Reef Product	58	T\$ 290.00
Raw Seaweed(Mozuku)	27	T\$ 13.50
Seaweed(Mozuku)	48,602	T\$ 24,301.00
Shark Meat	47,119	T\$ 235,595.00
Snapper	58	T\$ 348.00
Tuna	1,503,828	T\$ 8,235,861.00
TOTAL	1,599,692	T\$ 8,496,408.50

Tuna Fishery

The export quantity of tuna and associated by-catch for this financial year was 1,503 metric tons which is a 16% decrease from the last financial year. Tuna remains to be the main contributor to the total amount of marine products exported, making up 94%. The total FOB value of tuna exported within this period was valued at approximately TOP\$8.2 million, which is a 15% decrease from the previous period.

Figure 1: Total Tuna Export by weight (kgs) and FOB value (TOP\$) from July 2020 – June 2021.



Deepwater Fishery (Snapper)

The snapper fishery experienced a significant impact due to COVID-19 restrictions. Access to international markets were cut off due to international boarder restrictions and other export restrictions. As a result, a total of only 58kgs of snapper was exported during this financial year which is a tremendous decrease of 99.9% compared to the previous financial year. The value of snapper exported for the financial year was only recorded at TOP\$348.

Sea Cucumber

The prohibition of harvesting, processing, and exporting of sea cucumber was lifted on the 12th of June 2020 according to decision made by cabinet to be effective on the 1st of July to 30th of September 2020.

This decision was made to assist the people by financially empowering them due to the negative economic and social impacts caused by COVID-19.

However, the Ministry of Fisheries issued a total of 16 licenses to those that met the requirements according to the policy and Fisheries Management Act 2002. The licenses were issued according to the location each sea cucumber processing facility was located which included Tongatapu, Ha'apai, Vava'u and Niuatoputapu.

Exported bech-de-mer

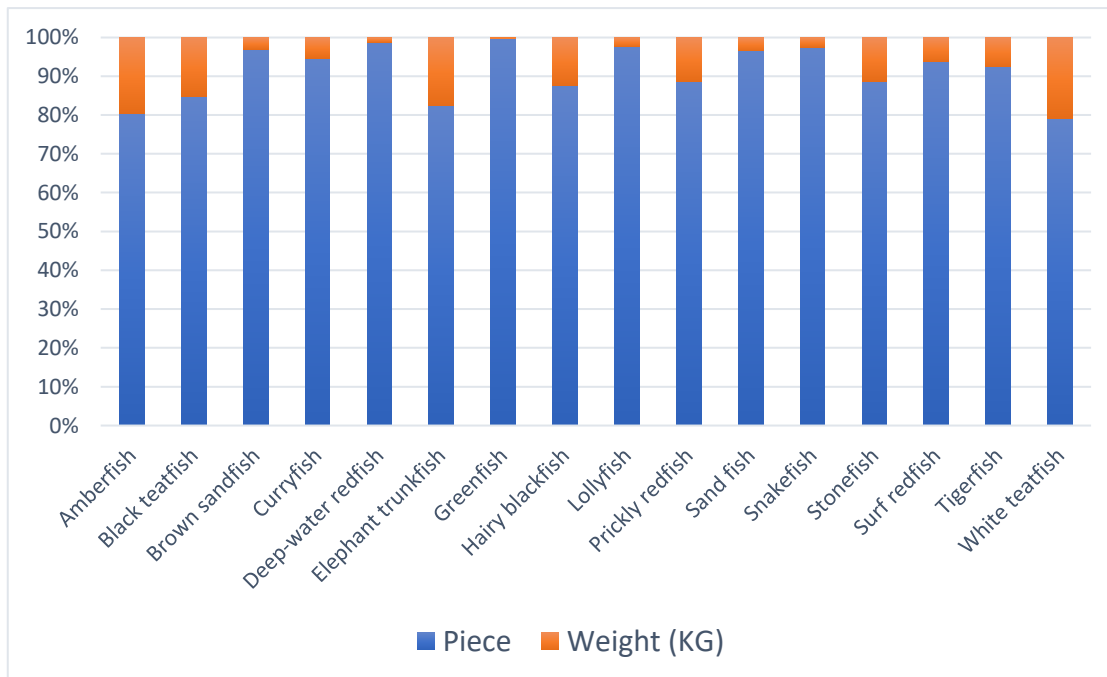
A total of 3.6 million pieces which weighed up to 102 tons were exported during this financial period.

Table 2: Bech-de-mer export by species.

Species	Piece	Weight (KG)	Piece/kg
Amberfish	9,573.00	2,344.32	4
Black teatfish	7,301.00	1,305.81	6
Brown sandfish	489,187.00	15,687.81	20
Curryfish	87,661.00	4,910.01	13
Deep-water redfish	109,665.00	1,439.84	18
Elephant trunkfish	455.00	96.60	5
Greenfish	744,395.00	2,800.17	302
Hairy blackfish	5,198.00	740.70	7
Lollyfish	1,131,216.00	26,876.91	29
Pricky redfish	7,501.00	949.99	7
Sandfish	836.00	30.30	

Snakefish	715,044.00	18,312.21	19
Stonefish	24,786.00	3,133.98	11
Surf redfish	137,531.00	9,247.20	11
Tigerfish	115,189.00	9,348.28	10
White teatfish	18,282.00	4,823.16	4

Figure 2: Bech-de-mer export by weight.



Aquarium Fishery

The total aquarium products exported in this period was 134,527 pieces, and was valued at approximately TOP\$0.73 million. This was a 18% decrease in quantities and associated with 27% decrease in FOB value from aquarium exports in the previous financial year. The aquarium export was dominated by live fish in terms of quantity as can be seen in figure 2 below. The main market for exported aquarium products is the United States.

Figure 3: Aquarium export by pieces from July 2020 – June 2021

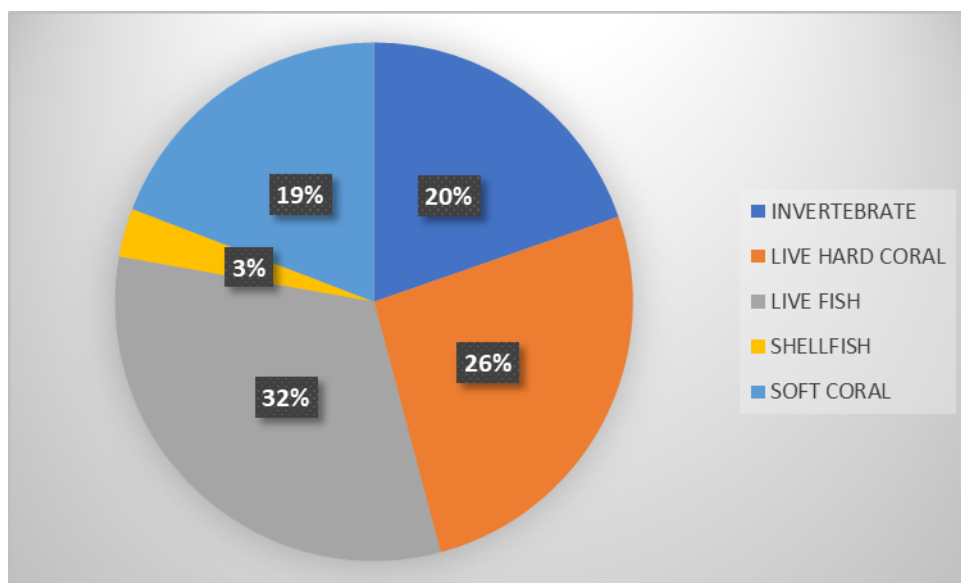


Figure 4: Aquarium export by pieces by FOB value as of Jul 2020 – June 2021



Domestic Market Survey

A market survey is conducted once every week in a local fish market with the purpose to gather information based on marine resources market price and estimated volume sold in local markets. This survey includes Vava'u, Ha'apai and all fish market stalls in Tongatapu. A total of 102 metric tons of marine resources was recorded in this financial year which is approximately valued at \$TOP 1 million.

The average market price of fin fish was at range of \$7 to \$10 per kilogram and sold at price of \$20, \$30, \$50 and up to \$60 and \$70 per bag. The market price of other species varied according to production cost and a change in fish market price were determined by the quantity of marine products available in the market in a particular time. However, middle men also influence the price of

marine products depending on the quantity available in the market especially the main fish market at Fuaa and Vava'u. The detail of average price is detailed on the graph below, with a general indication of stable or increasing prices.

Figure 5: Total volume and value by fish market as of financial year 2020/21.

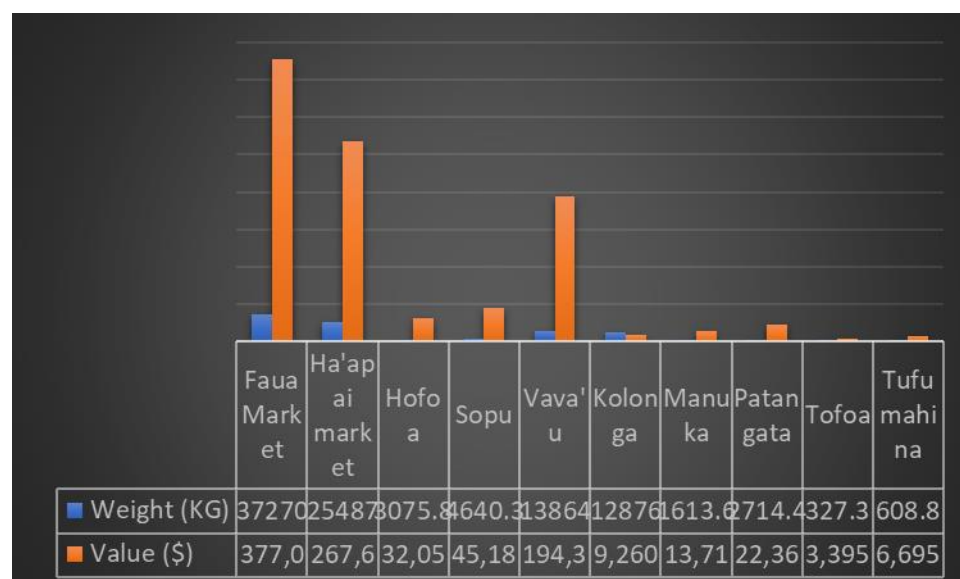
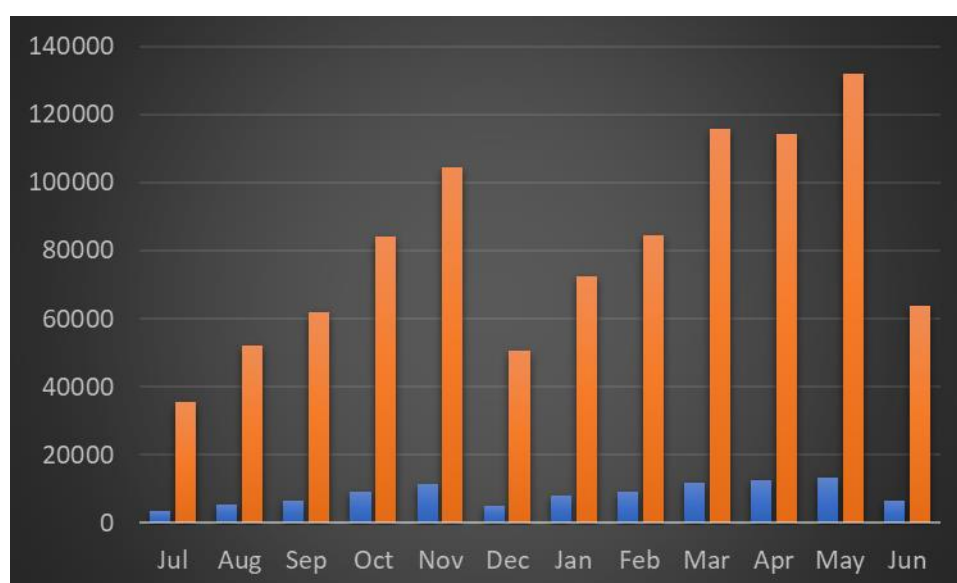


Figure 6: Average price (\$) by species as of July 2020 – June 2021



Figure 7: Total volume and value of marine product sold in domestic market as of July 2020 – June 2021.



NCD Project

The NCD Project, started in 2016, and aimed at combating non-communicable diseases in Tonga with affordable tuna at price range \$7 - \$9 per kilogram. The project operates under a memorandum of agreement (MOU) between the Ministry of Fisheries and the authorized agent for foreign vessels fishing in Tonga's EEZ "Ngatai Marine Enterprises", whereby foreign fishing vessels are required to offload 3.5 tons of Tuna for the project in high peak seasons and 2.5 tons in low peak seasons. For this financial year, a total of 152 tons of tuna was sold locally in Tongatapu and Éua.

Table 3: NCD data by species by month, July 2020 – June 2021

Species	Jul-20	Aug-20	Sep-20	Oct-20	Nov-20	Dec-20	Jan-21	Feb-21	Mar-21	Apr-21	May-21	Jun-21
Atu	977.40	398.50	1,315.80	22.60	486.40	386.90	529.70	2,115.10	2,039.30	512	2220	3057.7
Hakula La	3,064.00	1,693.10	2,522.60	2,209.20	2,019.30	3,020.20	1,459.40	1,752.70	1,541.60	2169.1	6081.7	3596
Hakula Puaka	394.60	217.10	731.30	445.40	1,205.20	1,274.20	597.10	516.20	729.80	397.2	420.6	37.4
Mahimahi	113.00	119.30	403.00	62.00	501.00	215.00	420.80	146.50	240.00	93.4	728.6	189.8
Offcut	3,141.50	656.00	1,739.30	1,120.10	1,377.60	1,013.90	704.60	425.00	782.80	521.3	1038.4	393.7
Ono								88.60	109.40	133	67.8	40
Sifisifi		31.00	43.40									
Ului Ika		956.00	61.80	1,099.30	212.80							
Valu	17,045.20	6,716.60	7,487.30	12,696.50	6,628.10	3,241.80	1,877.40	507.00	1,590.30	281.8	1013.2	633.1
Wahoo	562.80	520.60	938.40	569.00	1,566.50	3,164.40	1,103.40	1,600.60	2,657.80	3218.9	3649.2	1837.8

Covid 19 Response Activity

The Ministry's Covid19 Response Activity, started in April 2020, was aimed at ensuring food security during the pandemic, by providing subsidized snapper fish for the local people at the affordable price of \$7 per kilogram. The total volume of fish sold under the Ministry's Covid19 Response Activity for this financial year was 48,395 kilograms. The total cost of fish bought from fishing vessels for this activity was TOP\$483,950.00.

2.2.5 Fisheries Science Division

TSDF II Outcomes A: A more inclusive, sustainable and dynamic, knowledge-based economy. D: More inclusive, sustainable and responsive good governance with strengthened rule of law. F: A more inclusive, sustainable and effective land administration, environment management, and resilience to climate and risk.					
Key Performance Indicators (KPIs)	Targets	Achievements (based on the targets and KPIs.)	Beneficiaries	Cross cutting implications	Future plans
Output 14: Increasingly targeted and focused aquaculture research and development that meets the needs of emerging industries.					
Number of Aquaculture operators (SMA communities, farmers) supported with supply of spat, seedlings or juveniles of aquaculture species	25	37 28 x active Pearl farmers were supplied with pearl oyster spats (17 x Vava'u, 6 x Ha'apai, 4 x Tongatapu and 1 x NTT) 1 x Sea cucumber farm supplies with juveniles 2 x SMA community installed mud crab farm and supply with juveniles 6 x SMA communities supplied with giant clams juveniles (3 x Ha'apai, 3 x Tongatapu)	Pearl farmers Special Management Areas (SMAs) communities Sea cucumber farmers Mud crab farmers Coastal communities	Sustainable economic development Sustainable environment management and resilience to climate change Sustainable and good governance	Preparedness for next cyclone seasonal. To expand the hatchery facilities and improve the laboratory equipment To recruit aquaculture staffs To increase number of spawning activities and increase hatchery production To conduct an on-going monitoring and assessment of individual farming activities To continue on trials of different culture technique for each species
Number of trials conducted for species of potential	3	3 Spawning of 2 x Sea	Ministry of Fisheries Special Management Areas (SMAs)	Sustainable economic development Sustainable environment	To supply SMA communities with adult giant to minimised mortality of juveniles upon transfer

		cucumber species (<i>sandfish</i> and white <i>teatfish</i>); Trials Culture technique for giant clam (cement chip) and mud crab	communities Sea cucumber farmers Mud crab farmers Coastal communities	management and resilience to climate change Sustainable and good governance	Continue spawning trials and development of farming technique for sea cucumber on hatchery and ocean nursery Extend farming of sea cucumber to SMA communities To develop farming and culture technique of mud crab and extend to other coastal communities of Tongatapu with suitable environmental condition.
Number (Aquatic farm licensed)	20	All aquaculture license application still on hold upon renewal and still wait for legal advice on farming activity held on Aquaculture area and SMAs	Aquaculture farmers SMAs and Coastal Communities	Sustainable economic development Sustainable environment management and resilience to climate change Sustainable and good governance	Increase hatchery production of pearl oyster spats, giant clam and sea cucumber to accommodate farming application
National Aquatic Bio-Security Strategy develop, approve and implemented	1	1 Implementation of National Aquatic Bio-Security Strategy	Ministry of Fisheries and stakeholders	Sustainable economic development Sustainable environment management and resilience to climate change Sustainable and good governance	Continue on follow up of Implementation plan Preparation for the review of plan in 2022
Output 15: Expanding Special Management Area (SMA) program implementation for coastal communities.					

Number (new SMA established with management plans developed with local communities)	9	9 <ul style="list-style-type: none"> 9 x New gazette SMA 2021 (Fangatapu, Pangaimotu, Makaunga, Talafo'ou, 'Olo'ua, Tefisi, Holopeka, Koulo, Futu) 7 x SMA Plan completed (Kauvai, Navutoka, Tu'anuku, Matamaka, 'Otea, Tu'anekeviale, Fotua) Cabinet submission amending 5 new SMAs and 2 existing SMAs (Kauvai, Navutoka, Tu'anuku, 'Otea, Matamaka, Koloa, Ha'atafu) 	SMA communities Ministry of Fisheries SMA's Donor (SPAM) VEPA, R2R project Tonga Health Government of Tonga)	Sustainable economic development Sustainable environment management and resilience to climate change Sustainable, good governance and Food Security	Recruit more staff to the SMA section and outer island Improve working together with the communities
Number (Implementation of new SMAs with coastal communities)	7	14 <p>7 x Deployed boundary markers of the newly gazetted SMAs in Tonga; 4 X Tongatapu, (Fangatapu, Pangaimotu, Makaunga, Talafo'ou), 2 x Vava'u ('Olo'ua, Tefisi) and 1 x 'Eua (Futu)</p> <p>6 Deployment of 6 FADs (3 eastern side, 3 western</p>	SMA Communities Ministry of Fisheries SMA's Donor (SPAM) VEPAR2R project Tonga Health Government of Tonga and Pathway to sustainable Ocean	Sustainable economic development Sustainable environment management and resilience to climate change Sustainable, good governance and Food Security	Recruit more staff to the SMA section and outer island Improve working together with the communities

		side) 1 x signboards Installed; 9 x Vava'u (Makave, Nuapapu, 'Olo'ua, Tefisi, Taunga), 5 x Tongatapu (Kanokupolu (3), Manuka, Nukunukunu) and 5 x Ha'apai (Tonumea & Kelelesia (2), Mango, Fonoi, Nomuka)	Project World Bank)		
Number (monitoring program implemented for SMAs)	226	227 204 x Quarterly meetings with the 45 existing SMAs 18 x Re-deployment of boundary markers for the SMA Communities; 4 x Ha'apai (Matuku, Fonoi, Mango, Nomuka), 2 x 'Eua (tufuvai, Houma), 4 x Tongatapu (Lapaha, Kolonga, Ha'atafu, Fangatapu) and 8 x Vava'u (Taunga, Ovaka (x2), Kapa, Holeva, Hunga, Makave, Nuapapu). 4 x Monitoring of FADs (Monitoring of 3 FADs near 'Eueiki and 1 FADs near 'Atata)	SMA Communities Ministry of Fisheries SMA's Donor (SPAM, VEPA, R2R project Tonga Health Government of Tonga and Pathway to sustainable Ocean Project World Bank)	Sustainable economic development Sustainable environment management and resilience to climate change Sustainable, good governance and Food Security	Recruit more staff to the SMA section and outer island Improve working together with the communities
Output 16: Higher standards of training, capacity development, outer island extension and support services, for SMA communities, aquaculture operators, and commercial fishers.					
Annual production (Number of training capacity development conducted)	101	317 - 89 x Tongatapu	Ministry of Fisheries	Sustainable economic development	Recruit more staff.to the SMA section and outer island

		25 x Vava'u 193 x Ha'apai 8 x 'Eua 2 x Niuatoputapu	SMA communities Fishermen Pearl/giant clams Farmers	Sustainable environment management and resilience to climate change Sustainable and good governance	Improve working together with the communities.
Number (Extension service events conducted, including technical support for cyclone and disaster resilience and adaptive rehabilitation training)	154	257 - 81 x Tongatapu - 100 x Vava'u - 23 x Ha'apai - 52 x 'Eua - 1 x Niuatoputapu	Ministry of Fisheries SMA communities Fishermen	Food security Sustainable economic development in community level	To improve technical skills and capacity of the Fisheries staff in particular with proper pearl harvesting, grading and carving through further trainings with the ACIAR project consultant in order to assist the pearl farmers to do the work on their own successfully. To improve equipment and facilities in order to assist pearl activities. Need to improve financial supports from government in order to assist small fish activities throughout the islands in Tonga.
Output 16: Higher standards of training, capacity development, outer island extension and support services, for SMA communities, aquaculture operators, and commercial fishers. (Tongatapu)					
Annual production (Number of training capacity development conducted)	1	89(TBU) Inshore (19) 7 SMA catch data trainings to newly establish SMA's- 'Eua x1 (Futu), Tongatapu x 2(Makaunga, Talafo'ou), Vava'u x 4 (Matamaka, Tefisi, Nuapapu, Olo'ua) 11 SMA Data collectors Refreshment training –	Ministry of Fisheries SMA communities Small scale fishermen SPC with other regional organization	Sustainable economic development Sustainable environment management and resilience to climate change Sustainable and good governance	Recruit more staff to the SMA section and outer islands Improve working together with the communities. To improve data collection through staff capacity building. And to encourage and implement e reporting for data entry and data

		<p>Tongatapu x4 (Nukunuku, Ha'atafu, Kolonga, Manuka, Eueiki), Ha'apai x4 (Matuku, Mango, Nomuka, Fonoi), 'Eua x2 (Tufuvai, Houma)</p> <p>1 Socio- economic training - Tongatapu (Socio-economic training for SMA and land-locked communities, Enumerator training)</p> <p><u>Community (15)</u></p> <p>- 7 X Training for deployment of boundary markers for new SMA communities; 4 x Tongatapu, (Fangatapu, Pangaimotu, Makaunga, Talafo'ou), 2 x Vava'u ('Olo'ua, Tefisi) and 1 x 'Eua (Futu)</p> <p>-4 x GPS Training (Manuka, Lapaha, 'Eueiki, Kanokupolu)</p> <p>- 1 x Telecommunication radio training</p> <p>-1 x Small fishing operation (SFO) training in 'Eua</p> <p><u>Offshore (27)</u></p> <p>27 x Annual Trainings and capacity development for Offshore staff, port samplers, sea captains and</p>		<p>Sustainable economic development</p> <p>Sustainable environment management and resilience to climate change</p>	<p>submission.</p> <p>To extend Tuna Artisanal data collection to outer islands.</p> <p>To be able to develop Scientific Analysis Reports using R script.</p>
--	--	---	--	--	---

		<p>the Ministry of Fisheries data monitors and data collectors.</p> <p>14 x E-Reporting Training (local),</p> <p>1 x Refresher Training on Data Collection forms with Offshore Staff.</p> <p>7 x Onboard training with sea captains, FFV agent and new recruits.</p> <p>1 x Onshore training with new recruits.</p> <p>2 x TAILS training with offshore staff and new recruits for 'Eua Fisheries.</p> <p>1 x TUFMAN 2 training with new recruits</p> <p>4 x Mokohunu data collection training. 1 x Ha'apai, 2 x Tongatapu, 1 x Vava'u</p> <p>5 x Offshore Training (Regional) Virtual</p> <p>2 x TUFMAN 2 new features (SPC)</p> <p>1 x Onboard, 1 x TDW, 1 x Stock Assessment</p> <p>NIWA</p> <p>4 x R- Script Training</p>			
--	--	--	--	--	--

		<p>Aquaculture (28)</p> <p>19 Pearl culture, harvesting and handicraft training.</p> <p>6 x Training for giant clams site selection and monitoring in Tongatapu and Ha'apai.</p> <p>3 x Training for sea cucumber hatchery production, ocean nursery culture technique and growth & survival sampling technique</p>			
Number (Extension service events conducted, including technical support for cyclone and disaster resilience and adaptive rehabilitation training)	70	<p>81 (TBU)</p> <p><u>Inshore (2)</u></p> <p>1 x School awareness program at Talafo'ou secondary school</p> <p>1 x Sea- cucumber monitoring and data recording to all sea-cucumber license holder at Tongatapu and Ha'apai</p> <p><u>Community (51)</u></p> <p>9 x Confirmation Meeting (Fangatapu, Pangaimotu, Makaunga, Talafo'ou, 'Olo'ua, Tefisi, Holopeka, Koulo, Futu)</p> <p>4x Meeting with related stakeholders (Meeting</p>	<p>All villages in Tonga</p> <p>Ministry of Fisheries</p> <p>SMA communities and Interested Communities</p> <p>Related stakeholders</p> <p>Fishermen</p> <p>Interested Secondary and Primary School</p> <p>Donor partners</p> <p>Skipper of tuna vessels</p> <p>Deepwater snapper fishermen</p>	<p>Food security</p> <p>Sustainable economic development in community level</p>	<p>To improve technical skills and capacity of the Fisheries staff in particular with proper pearl harvesting, grading and carving through further trainings with the ACIAR project consultant in order to assist the pearl farmers to do the work on their own successfully.</p> <p>To improve equipment and facilities in order to assist pearl activities.</p> <p>Need to improve financial supports from government in order to assist smoke fish activities throughout the islands in Tonga.</p> <p>To improve data quality and timely submission of data for timely decision making.</p>

		<p>with palace office staff (2), and Ports Authority (2))</p> <p>18 x Consultation with Neighbouring communities & relevant stakeholders.</p> <p>8 x Services provided to fishermen (5 x Fishermen to establish fish fence near SMAs, 1 x FAD fishing, 2 GPS training)</p> <p>6 x Awareness articles (Kele'a newspaper)</p> <p>6 x Public Notice on radio (2 x Opening of New SMAs, 4 x Announcement of New SMAs for comments)</p> <p><u>Offshore (3)</u></p> <p>1 x Training Onboard System with FFV Agent and his staff and 2 Taiwanese Skipper</p> <p>1 x Logsheet training with Local Fishermen</p> <p><u>Aquaculture (25)</u></p> <p>19 on pearl oyster, 6 on giant clam farming technique.</p>	<p>National Fisheries Council</p> <p>NFC women association</p> <p>Pearl and giant clam Farmers</p>		
Output 16: Higher standards of training, capacity development, outer island extension and support services, for SMA communities, aquaculture operators, and commercial fishers. (Vava'u).					
Annual production (Number of training capacity development)	1	25 (Vava'u) Retreat program training	Ministry of Fisheries Farmers	Sustainable economic development	Recruit more staff.to the SMA section and outer island

conducted)		<p>for internal staff</p> <p>15 x SMAs data collection training</p> <p>Monitoring Compliance Surveillance training</p> <p>5 x Stock-take giant clam & site selection training</p> <p>3 x new pearl farmers seedling training</p>	SMA communities	<p>Sustainable environment management and resilience to climate change</p> <p>Sustainable and good governance</p>	Improve working together with the communities.
Number (Extension service events conducted, including technical support for cyclone and disaster resilience and adaptive rehabilitation training)	20	<p>100 (Vava'u)</p> <p>3 x quarterly workshop training Fisheries Council</p> <p>3 x implemented training for local fishers</p> <p>12 x development training for design, carve & marketing pearl product</p> <p>20 x participant's giant clams training for monitoring</p> <p>20 x local fisher data collection for SMAs</p> <p>13 x small scale vessel owner impact TC</p> <p>27 participants conduct sea safety training via Tonga Skills funding</p>	<p>Ministry of Fisheries</p> <p>Farmers</p> <p>12 existing SMA communities</p>	<p>Sustainable economic development</p> <p>Sustainable environment management and resilience to climate change</p> <p>Sustainable and good governance</p>	<p>Recruit more staff.to the SMA section and outer island</p> <p>Improve working together with the communities.</p>
Output 16: Higher standards of training, capacity development, outer island extension and support services, for SMA communities, aquaculture operators, and					

commercial fishers. (Ha'apai)					
Annual production (Number of training capacity development conducted)	1	193 (Ha'apai) 120 x Pearl Farmers checking twice a month (Felemea Community, Tu'ifua Vaikona, 'Akata Tonga'onevai, Sione Talanoa Molisi, Mafi Finau 34 x SMAs Quarterly Monitoring (Felemea,Uiha, Ha'afeva, Kotu, Matuku, 'O'ua, Fonoi, Mango, Nomuka, Faleloa, Muitoa, Haano, Pukotala, Fakakakai, Lofanga, Moungaone, Koulo, Holopeka) Tonga Skills interview and follow up with participants on small vessel training (12 participants) PMS and Internal Training (staff) 3x Pearl Carving Handicraft Workshop (12 participants) 18 x Compliance training 5 x Pearl Seeding and harvesting Training Socio-economic survey (Nomuka, Matuku, Kotu, Ha'afeva, Lofanga, 'Uiha,	Ministry of Fisheries Farmers 17 existing SMA communities	Sustainable economic development Sustainable environment management and resilience to climate change Sustainable and good governance	Recruit more staff Time management

		Felemea)			
Number (Extension service events conducted, including technical support for cyclone and disaster resilience and adaptive rehabilitation training)	29	23 (Ha'apai) 8 x maintenance of fishing vessel (Fiber painting, maintenance) 15 x testimonial letters	Fishermen SMA communities	Sustainable economic development Sustainable environment management and resilience to climate change Sustainable and good governance	Recruit more staff. Time management.
Output 16: Higher standards of training, capacity development, outer island extension and support services, for SMA communities, aquaculture operators, and commercial fishers. ('Eua)					
Annual production (Number of training capacity development conducted)	1	8 ('Eua) 1 x PMS Training and JD Review 1 x MoF Retreat / Planning Week 1 x Socio Economic Training 1 x Smoking Fish Training 1 x Mini-Longline Training 1 x Consultation for Inshore Coastal Fisheries 1 x SMA National Lessons Learnt Workshop 1 x Recruit new daily labourer	Ministry of Fisheries 'Eua Fishermen 'Eua Fishing Council Chairman 3 x SMA Community	Sustainable economic development Sustainable environment management and resilience to climate change Sustainable and good governance	Recruit more staff. Time management.

Number (Extension service events conducted, including technical support for cyclone and disaster resilience and adaptive rehabilitation training)	0	52 ('Eua) 1 x Socio Economic Survey 3 x Existing SMA Communities Monthly Monitored & Ongoing in 'Eua = 20 1 x New SMA Implementation and 4 x Deployment of Boundary 1 x Focus Group Discussion 1 x Compliance Training to SMA Communities 5 x Sea Cucumber data collection 5 x Selling Fish to the Public 10 x TC Harold Recovery Fund 2 x Meeting with 'Eua Fishing Council 1 x Artisanal data collection 1 x SMA Catch data collection 1 x Start building of new office	Ministry of Fisheries SMA Communities (Houma and Tufuvai, Futu) 'Eua Fishermen People of 'Eua 2 x SMAs Communities 1 x 'Eua Fishing Council	Sustainable economic development Sustainable environment management and resilience to climate change Sustainable and good governance	Recruit more staff. Time management.

Output 16: Higher standards of training, capacity development, outer island extension and support services, for SMA communities, aquaculture operators, and commercial fishers. (Niuatoputapu)					
Annual production (Number of training capacity development conducted)	1	2 (NTT) <u>Aquaculture (Pearl)</u> 1 x Trial of Pearl 1 x Assessment of new aquaculture Areas.	Ministry of Fisheries SMA communities Fisheries stakeholders Niuatoputapu Fishermen	Sustainable economic development Sustainable environment management and resilience to climate change Sustainable and good governance	Recruit more staff. Time management.
Number (Extension service events conducted, including technical support for cyclone and disaster resilience and adaptive rehabilitation training)	0	1 (NTT) Mapping aqua cultural areas.	Ministry of Fisheries SMA communities Fisheries stakeholders Niuatoputapu Fishermen	Sustainable economic development Sustainable environment management and resilience to climate change Sustainable and good governance	Recruit more staff. Time management.
Output 16: Higher standards of training, capacity development, outer island extension and support services, for SMA communities, aquaculture operators, and commercial fishers. (Niuafu'ou)					
Number (Extension service events conducted, including technical support for cyclone and disaster resilience and adaptive rehabilitation training)	0	0 (NFO)	Ministry of Fisheries staffs SMA communities Fisheries stakeholders Niuafu'ou Fishermen	Sustainable economic development Sustainable environment management and resilience to climate change Sustainable and good governance	Recruit more staff. Time management.
Output 17: Increasingly focused offshore and inshore fishery resource research, monitoring, and assessment to support decision making.					

Inshore					
Number of assessments of key inshore and offshore fisheries resources.)	10	5 4 x SMA Biological baseline survey-Tongatapu x 3 (Fangatapu, Makaunga, Nukuleka, Vava'u x 1 ('Otea) 1 x Socio-economic survey (Socio-economic assessment to SMA and Land-locked sites)	Ministry of Fisheries SMAs communities <u>SMA's Donors</u> VEPA (NGO's) R2R Projects Government of Tonga	Sustainable economic development Sustainable environment management and resilience to climate change Sustainable and good governance	Recruit more staff. Time management.
Number of Scientific and data reports and information submitted to national, regional and international bodies	12	6 Target: 4 x Inshore Scientific reports completed and submitted 2 x Baseline survey report for Fangatapu and 'Otea SMA's 1 x Sea Cucumber farm monitoring survey report 1 x Data and graphics for SMA Catch Data 2 x Socio-economic survey and baseline survey report for Kanokupolu and 'Ahau	Sea cucumber farmer Ministry of Fisheries staff Government of Tonga SMA's data collector and SMA communities	Sustainable economic development Sustainable environment management and resilience to climate change Sustainable and good governance, Food Security	Recruit more staff
Output 17: Increasingly focused offshore and inshore fishery resource research, monitoring, and assessment to support decision making.					

Offshore					
Number of assessments of key inshore and offshore fisheries resources.)	10	4 <u>Offshore assessment</u> <ul style="list-style-type: none"> - Tuna assessment - Snapper assessment - Squid assessment - Artisanal assessment 	Ministry of Fisheries SPC/ FFA & WCPFC Fisheries stakeholder (fishing companies & fishermen) Offshore fisheries (Tuna, Deep Water Snapper, Bluenose and deep-water squid) Government of Tonga	Sustainable economic development Sustainable environment management and resilience to climate change Sustainable and good governance, Food Security	SPC training on ONSHORE & ONBOARD system, and TAILS application for data collection (tuna port sampling & artisanal respectively) 100% coverage E reporting of Logsheets, unloading and port-sampling data from all commercial vessels. Implement TAILS data collection in Tongatapu and Ha'apai. Development of Squid Fishery. Bait fishing trials under NIWA project
Number of Scientific and data reports and information submitted to national, regional and international bodies	12	6 Annual and Quarterly reports of stock status for snapper, tuna, deep water squid and artisanal fishery (4) <ul style="list-style-type: none"> - Tuna fisheries reports - Snapper fisheries reports - Artisanal assessment report - Squid fisheries reports - Annual report submitted to regional and international 	Ministry of Fisheries SPC/ FFA & WCPFC Fisheries stakeholder (fishing companies & fishermen) Offshore fisheries (Tuna, Deep Water Snapper, Bluenose and deep-water squid) Government of Tonga	Sustainable economic development. Sustainable environment management and resilience to climate change. Sustainable and good governance. Food Security	Training needs: <ul style="list-style-type: none"> i. R training for data analysis reports ii. Quantum GIS mapping iii. Biological data analysis Generate of quarterly report for tuna and snapper stock status using R.

		<p>bodies in accordance with deadlines (2)</p> <p>Annual Report Part 1</p> <p>Annual Catch Estimates to WCPFC and SPC.</p>			
--	--	--	--	--	--

Catch Performance by Fishery

Tuna Fishery

Table 4: The total catch (mt) and effort (hooks, no. of vessels and no. of trips) estimates for the National Fleets (Tonga flagged longline vessels), by primary species for the period July 2020 to June 2021. (Source: Dorado –Tufman Database Reports)

Flag	Year	Month	Vessels	Trips	Fishing Days	100s of Hooks	Tuna species					Marlin species				Monthly Total	Total CPUE (kg/100 hooks)
							ALB	BET	YFT	BFP	SKJ	BLM	BUM	MLS	SWO		
TO	2020	Jul	2	5	19	260	0.8	0.5	3.1	0	0.1	0	0.6	0	0.7	5.9	22.6
		Aug	2	8	37	549	1.3	1.5	10.4	0	0.3	0	1.6	0.1	2.3	17.6	32
		Sep	3	13	43	673	0.9	0.7	10	0	0.2	0	1.8	0.7	1.3	15.6	23.2
		Oct	4	14	48	751	0.4	0.3	12.7	0	0.1	0	1.9	0.7	1.7	17.9	23.9
		Nov	3	12	46	689	0.8	0.2	20.2	0	0.6	0.2	3.3	1.4	2.4	29.3	42.6
		Dec	3	14	37	553	1.4	0.6	23.9	0	0.8	0	1.4	0.1	1.9	30	54.2
	2021	Jan	3	12	54	787	0.7	0.4	52.6	0	1.5	0.2	3.47	0.2	0.4	108.6	138
		Feb	4	10	40	555	0.9	1.2	25.5	0	0.1	0	2.78	0.1	0.5	53.9	97.1
		Mar	2	8	36	549	1.2	1.1	16.1	0	0	0	3.33	0.1	0.5	35.4	64.5
		Apr	2	6	23	344	0.8	1.6	12.3	0	0.1	0	4.77	0.2	0.5	27.8	80.8
		May	3	11	42	651	1.5	1.8	10.1	0	0	0	3.68	0.7	0.9	25.1	38.6
		Jun	3	9	35	503	0.9	2	6	0	0	0	3.07	0.2	1.3	15.2	28.4
TOTAL 2020-2021				122	460	6864	11.6	11.9	203	0	3.8	0.4	31.7	4.5	14	382.4	

Figure 8: Historical catch (mt) and effort (kg in 100 hooks), by primary species for Tonga flagged vessels active in Tonga EEZ for the period of July 2020 – June 2021

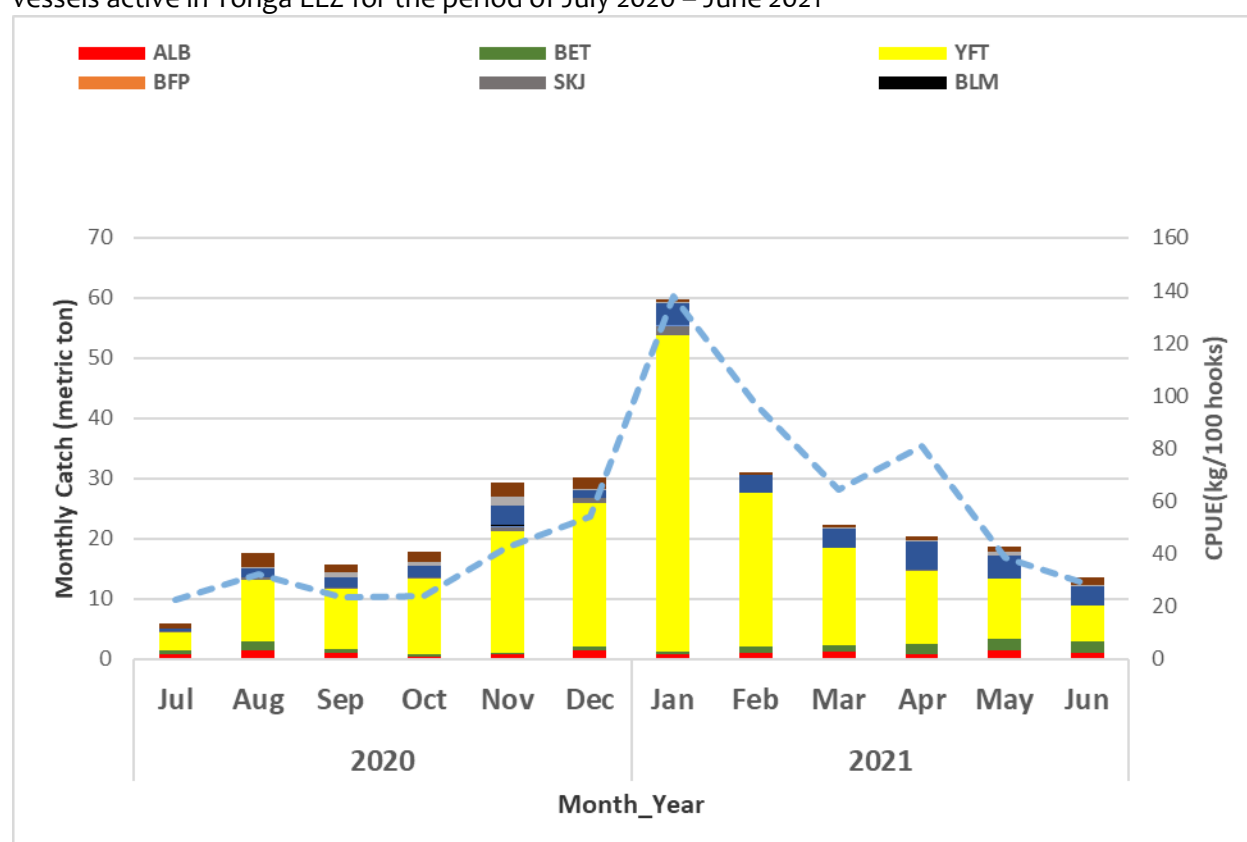


Table 5: The estimated catches (mt) of non-target and by-catch species, including sharks, by the National longline Fleets, in the Tonga EEZ, for years 2020/21 FY.
(Source: Dorado reporting tool, report 12)

Source: Dorado Reporting tool, Report 12)

Flag	Year	Month	Non- Target Species								Monthly Total
			SSP	DOL	SFA	WAH	MAK	BAR	BSH	OTH	
TO	2020	Jul	0.1	1.2	0	0	0	0	0	0.6	1.9
		Aug	0.3	3.2	0.5	0.3	0.9	0	0	0	5.2
		Sep	0.3	3.3	0.4	0.2	1	0.2	0	0	5.4
		Oct	0.4	2.8	0.3	0.5	1.2	0.3	0	0	5.5
		Nov	0.1	2.9	0.2	0.4	0.7	0	0	0	4.3
		Dec	0.1	2.2	0.6	0.3	0.2	0.1	0	0	3.5
	2021	Jan	0	2.1	1.6	0.7	0	0.1	0	0	4.5
		Feb	0	1.1	0.5	0.5	0	0	0	0	2.1
		Mar	0.1	1.8	0.7	0.3	0.2	0	0	0	3.1
		Apr	0.2	1	0.4	0.4	0.1	0	0	0	2.1
		May	0.6	0.7	0.4	0.3	0	0	0	0	2
		Jun	0.2	0.7	0.4	0.1	0.1	0	0	0	1.5
TOTAL 2020-2021			2.6	23.1	6	4	4.4	0.7	0	0.6	41.4

Table 6: Catches (metric tonnes) and effort (hooks) of the primary species for Foreign Fishing Vessels during the period of July 2020 – June 2021.
(Source: Dorado –Tufman Database Reports)

FLAG	Year	Month	Vessels	Trips	Fishing Days	100s of Hooks	Tuna Species					Marlins Species				Monthly Total	Total CPUE (kg/100 hooks)
							ALB	BET	YFT	PBF	SKJ	BLM	BUM	MLS	SWO		
Foreign Fishing Vessels (FFV)	2020	Jul	5	6	131	3833	117.1	6.9	31.4	0	6.9	0	1.9	0.6	1	165.8	43.3
		Aug	5	7	114	3394	58.1	3.7	44.9	0	3.4	0.1	2.3	2.6	0.7	115.8	34.1
		Sep	6	7	126	3699	30.5	3.6	66.9	0	2.5	0	1.8	3	1.5	109.8	29.7
		Oct	6	7	139	4171	40.5	6.1	57.5	0	3.2	0.6	1.9	1.9	1.6	113.3	27.2
		Nov	6	8	120	3713	63.1	3.4	66.2	0	6.5	0.7	2.7	2.9	2.6	148.1	39.9
		Dec	8	10	136	4427	59.9	4.8	63.5	0	8.9	1.4	1.6	0.9	1.8	142.8	32.3
	2021	Jan	7	8	162	5264	79.3	5.8	54.1	0	4.5	1.2	4.5	0.3	1.4	151.1	28.7
		Feb	6	7	142	4456	72.9	6.7	80.1	0	4.7	0.3	5	0.1	0.6	170.4	38.2
		Mar	8	10	179	5674	66.1	10.3	97.4	0	1	1.2	4.5	0.2	0.5	181.2	31.9
		Apr	9	11	200	6078	73.2	12	79.6	0	3	0.8	5.8	0.9	0.4	175.7	28.9
		May	7	8	145	4465	65	8	54	0	2.7	2.7	2.8	1.3	0.3	136.8	30.6
		Jun	4	4	45	1411	19.5	2.5	15.5	0	0.9	0.2	0.9	0.1	0	39.6	28.1
TOTAL 2020-2021			77	93	1639	50585	745.2	73.8	711.1	0	48.2	9.2	35.7	14.8	12.4	1650.4	

Table 7: Catches (metric tonnes) for non-target species for the Foreign Fishing Vessels for the period of July 2020 – June 2021

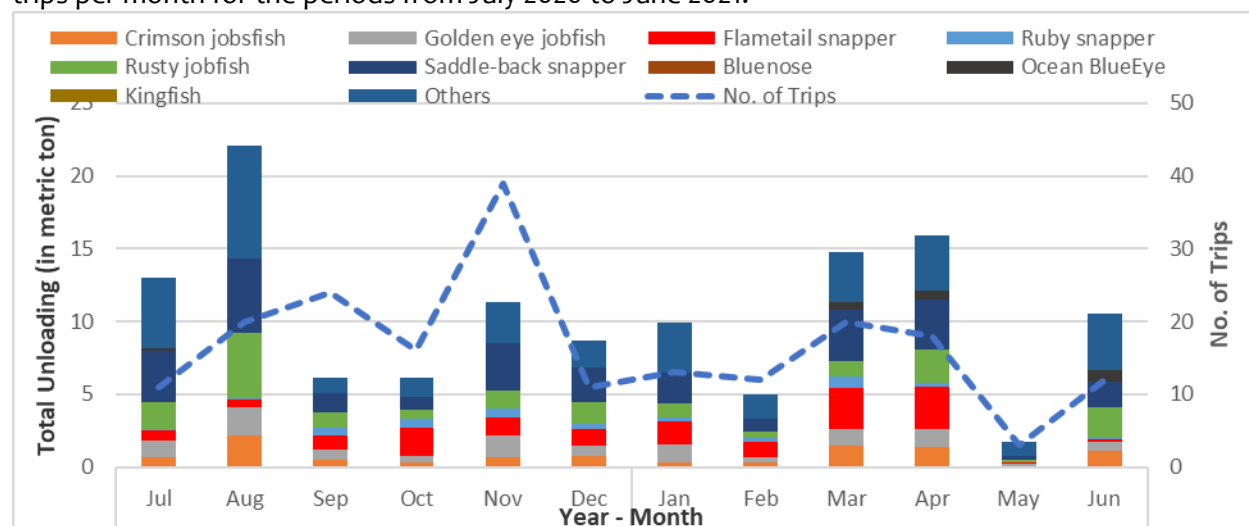
Flag	Year	Month	Non- Target Species								Monthly Total
			SSP	DOL	SFA	WAH	MAK	BAR	BSH	OTH	
Foreign Fishing Vessels (FFV)	2020	Jul	1.6	0.9	0.9	3.9	1.2	0	5.8	1.3	15.6
		Aug	1.1	1.2	0.4	2.6	1	0	4.4	2.5	13.2
		Sep	1.4	1.1	0.5	2.1	1.5	0	5.6	6.4	18.5
		Oct	0.8	1.7	0.5	5.1	1.6	0	3.5	6.2	19.4
		Nov	0.5	1.5	0.3	4.3	1.6	0	3.5	6.1	17.7
		Dec	0.1	1.2	0.4	5.2	0.6	0.1	1.1	2.1	10.7
	2021	Jan	0	0.5	0.6	6.7	0.2	0	2.4	1.8	12.2
		Feb	0.3	0.4	0.6	6.6	0.1	0	1.1	1.5	10.6
		Mar	0.2	0.7	0.4	6.7	0.1	0	1.3	1.8	11.2
		Apr	1.1	0.8	0.7	4.4	0.1	0	1.4	1.7	10.3
		May	1	0.5	1	5.2	0.1	0	1.2	1.4	10.4
		Jun	0.2	0.2	0.2	0.7	0	0	0	0.4	1.6
TOTAL 2020-2021			8.3	10.6	6.6	53.5	8.1	0.1	31.2	33	151.4

Deepwater Snapper Fishery

Table 8: Total monthly catches main Deepwater snapper species and bycatch, for the period of July 2020 – June 2021. (Source: Tufman2 database)

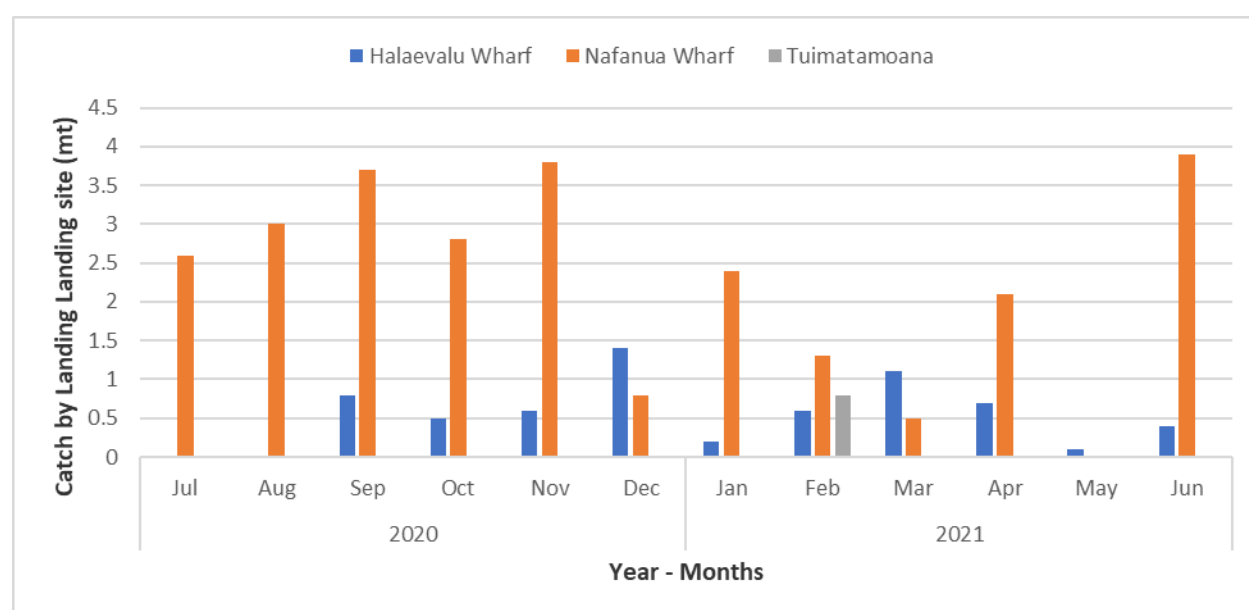
YY	MM	No. of Trips	Crimson jobfish	Golden eye jobfish	Flametail snapper	Ruby snapper	Rusty jobfish	Saddle-back snapper	Bluenose	Ocean BlueEye	Kingfish	Others	Monthly Catch Total
2020	Jul	11	0.7	1.1	0.7	0.1	1.9	3.5	0	0.2	0	4.8	13
	Aug	20	2.2	1.9	0.5	0.1	4.5	5.1	0	0	0	7.8	22.1
	Sep	24	0.5	0.7	1	0.5	1.1	1.3	0	0	0	1	6.1
	Oct	16	0.3	0.5	1.9	0.6	0.6	0.9	0	0	0	1.3	6.1
	Nov	39	0.7	1.5	1.2	0.6	1.3	3.2	0	0	0	2.8	11.3
	Dec	11	0.8	0.7	1.1	0.4	1.5	2.3	0	0	0	1.9	8.7
2021	Jan	13	0.3	1.3	1.5	0.3	1	2.1	0	0	0	3.4	9.9
	Feb	12	0.3	0.4	1	0.3	0.4	0.9	0	0	0	1.7	5
	Mar	20	1.5	1.1	2.8	0.8	1.1	3.5	0	0.5	0	3.5	14.8
	Apr	18	1.4	1.2	2.9	0.3	2.3	3.4	0	0.6	0	3.8	15.9
	May	3	0.1	0.1	0.1	0	0.2	0.3	0	0	0	0.9	1.7
	Jun	12	1.1	0.6	0.2	0.1	2.1	1.8	0	0.8	0	3.8	10.5
Species Total			9.9	11.1	14.9	4.1	18	28.3	0	2.1	0	36.7	125.1

Figure 9: Monthly total catches (in metric tons) for main deep-water snapper species and number of trips per month for the periods from July 2020 to June 2021.



Artisanal Fisheries

Figure 10: Monthly catch for artisanal fisheries by landing site (*Halaevalu wharf, Vava'u and Nafanua wharf, 'Eua*) for the period of Jul 2020 – Jun 2021.



Squid Fisheries

Table 9: Total catch (in kg) and effort (number of hooks) for Diamond Back (DBS_W) and Neon Flying (NFS_W) squid for 2020/21 FY.

Year	Month	Soak Time (hrs)	VLL_No	Number of Hooks	Catch			
					DBS	DBS_W	NFS	NFS_W
2021	Mar	5	1	4	1	15	0	0

Aquaculture section

Figure 11: Juveniles ready to transfer from hatchery to ocean nursery and stock in pen cages. Sandfish juveniles enjoy the natural environmental condition.



Table 10 : Sea Cucumber Spawning Events 2019-2020 Summer Season

Date	Species	No of Brood-stocks	Juveniles
01/12/2020	White teatfish (Huhuvalu hinehina)	2	1 million eggs
15 & 22/02/2021	Golden sandfish (Nga'ito)	106	40 million eggs
15/05/2021	Golden sandfish (Nga'ito)	84	40 million eggs

Mud Crab Farming Trial at Holeva SMA Community

Figure 12: Block cages for individual grow out of adults and pen cages for juvenile stock, feeding and grow out



Figure 13: Mud crab traps and catch of the day



Table 11 : Mud crab initial stock into block and pens cages

No. of adult on block cages	No. of juveniles stock into pen cages
8	60

Pearl Farm

Table 12: List of Pearl farmers

Number of Pearl Farm established in Tonga						
Owner	Active/ Not Active	Tongatapu	Vava'u	Ha'apai	Niua Toputapu	Total by Owner
Private Farmer	Active	1	14	5	-	20
	Not Active	2	1	-	-	3
Ministry of Fisheries	Active	3	3	1	1	8
	Not Active	-	-	-	-	0
Total by Region		6	18	6	1	31

Community Section

Figure 14: Special Management Area (SMA) National Workshop held in 'Ohonua, 'Eua as from 18 – 20 May 2021.



Figure 15: Implementation of new SMAs



Deployment of boundary markers

Figure 16: Social Economic Assessment on SMA and Land locked Sites and Enumerator Training



Royal Agriculture and Fisheries, Tourism and Trade (RAFTT) 2020/21

The Royal Agriculture and Fisheries show for this financial year was cancelled due to the covid-19 pandemic.

2.2.6 Fisheries Compliance Division

TSDF II Outcomes <i>A: A more inclusive, sustainable and dynamic, knowledge-based economy.</i> <i>D: More inclusive, sustainable and responsive good governance with strengthened rule of law.</i> <i>F: A more inclusive, sustainable and effective land administration, environment management, and resilience to climate and risk.</i>					
Key Performance Indicators (KPIs)	Targets	Achievements (based on the targets and KPIs.)	Beneficiaries	Cross cutting implications	Future plans
Output 18: More effective compliance and licensing services with effective regulatory programs that deter illegal fishing.					
Annual review (compliance policies and strategies required for implementation of Fisheries Management Plan, Law and Regulation)	7	(8) Reviewed sea cucumber harvest/process and exporting Developed SOP for processing the fish fences license application. Reviewed SOP for infringement Inshore Fisheries Developing the SOP for National Port State is ongoing with MPI assistance Developed SOP for Special Management Area compliance Annual reviewed	Ministry of Fisheries, Police, HMAF (Navy), Customs Department, Port Authority, Marine Department.	Failure of staff to follow the standard of procedure when investigating illegal fishing, boarding a vessel, and play their role as an authorized officer. Lack of providing accurate and timely information hence keeping good records on activities being done and what is left to be done and improved. Need more training on compliance operation procedures COVID 19 affects a few policies that have been planned to develop and review. Lack of coordination within the line Ministries on implemented MCS policies	Involved all the FCD staff including the outer island in developing the OCS so that they understand the policy. Using an online zoom meeting for developing and review of MCS policies has been approved by the PMU to fund. Increasing training on MCS policies and SOP's Encourage staff participation in developing policies

		<p>Tonga Annex C1- C10 under the Niue Treaty Subsidiary Agreement for FFA</p> <p>Reviewed SOP for unlicensed - fishing vessels request to entry</p> <p>Reviewed form boarding and inspection for Tuna and Snapper fishing vessels</p>			
<p>Number of activities conducted (Land and sea patrols, boarding license fishing vessels, inspections (i.e. sea cucumber harvest, process and export, size limit for all protect species, fish fence, aquarium, export and fish processing) and enforcement law and regulation and accordance with SOPs)</p>	200	<p>386</p> <p>116 x boarding and inspection of fishing vessels</p> <p>52 x aquariums Inspection</p> <p>47 x fish fences Inspection</p> <p>171 x enforcements conducted.</p> <p>Tonga participated in 2 regional surveillance operations (Ikamoana, and Tu'imoana.</p> <p>Participated in 7 National MCC</p>	<p>Ministry of Fisheries, Ministry of Police, Fishing vessels owner/masters, Tonga Navy (HMAF), Aquarium companies.</p>	<p>Inconsistency of inspection method and timeframe of doing this task as such that the SOP is not followed accordingly; this can be due to a shortage of staff hence lack of mini-training internally to train them in a proper manner</p> <p>Insufficient fund in the budget to conduct the enforcement (land and sea)</p> <p>Shortage of staff to cover the compliance inspection.</p> <p>Need additional staff to do the investigation on debriefer report on all Gen 3 report</p> <p>Tonga needs to work closely with FFA to address our national requirement on the RIMF data system</p>	<p>Every case brought into the attention of the division should be considered and prioritize whether it is a low/medium risk or high-risk offense, so that decision and enforcement act apply to the case is reasonable and managed accordingly in terms of prosecution or official warning.</p> <p>Closely collaborate with related Ministries and related agencies especially the donors from overseas who funded patrols and aerial surveillance.</p> <p>Increase the budget allocation to financial support the Joint operation planned for combatting the IUU Fishing in Tonga.</p>

		<p>operations for IUU fishing and Covid - 19</p> <p>7 Joint operation with Police Maritime.</p> <p>8 Fisheries cases have been gone through the court judicial system and prosecuted: -</p> <p>4 illegal fishing of sea cucumbers</p> <p>2 illegal harvests of turtle meat</p> <p>2 illegal selling clam meat without certified by an authorized officer</p> <p><u>Outcome:</u> -</p> <p>6 cases are still awaiting the delivery of the magistrate's/Judge's judgments.</p> <p>2 cases have been found guilty and the accused was sentenced to pay a fine with the amount of T\$15000 for turtle meat, and T\$1900.00 for harvest sea cucumbers</p>			
--	--	---	--	--	--

		<p>Participated in Compliance training with Attorney General Office training on Fisheries Law and enforcement</p> <p>Conducted compliance training for fisheries staff and briefed the sea cucumber license holders on sea cucumber terms and conditions and SOP for sea cucumber</p> <p>Conducted training for Vava'u and Ha'apai PMU Compliance leads.</p> <p>Conducted compliance operation on illegal harvesting of sea cucumber in Tongatapu and Nomuka, Ha'apai</p> <p>Conducted a 2-television program on IUU operation.</p> <p>Conducted compliance training for 9 SMA Communities in Tongatapu, 3 SMA's</p>			
--	--	--	--	--	--

		<p>in ‘Eua, 12 SMA’s in Ha’apai, and 13 SMA’s in Vava’u.</p> <p>Participated in Electronic Monitoring training with NORMA, Federal State of Micronesia.</p>			
Number of potential offences reported to flag states and NTIS exercising.	50	<p>80</p> <p>There are 2 FFV that has been reported for the flag states investigation for IUU fishing within our waters.</p> <p>Tonga was excising NTSA surveillance activities while the Patrol Boat Ngahau Siliva transit Australian waters in November 2020.</p> <p>Submitted Tonga Part 2 report and Fish and did not fish report for WCPFC assessment.</p> <p>Tonga signed on MOU with FFA on Regional Aerial Surveillance Program</p> <p>Submitted the annual</p>	<p>FFA, WCPFC, NOAA, Flag States, Ministry of Fisheries, License vessel operators, fish processing and export license, Tonga Navy (HMAF), Customs Department, Port Authority, Police Department, Ministry of Marine</p>	<p>No Bilateral Agreement with flag States (China/Fiji) on enforcing the PSMA causes the foreign vessels to fall back in compliance with license Term and Conditions.</p> <p>Fisheries licensee(s) delays the renewal of their license</p> <p>Lack of coordination within line ministries on implementation of the treaties</p>	<p>Consistent reminder to fisheries licensee regarding their license expiration date to be renewed before their fisheries activities.</p> <p>Increasing public awareness on agreement and treaties that approved to implement.</p> <p>Increasing training on MCS policies and SOP’s</p> <p>Develop an integrated national system for all PSMA parties for sharing information</p>

		<p>Sea Turtle mitigation Report to NOAA.</p> <p>Implemented the PSMA is ongoing (boarding and inspection)</p> <p>Participated in MCS Working Group Meeting and its associated meeting including PSMA, CDS Meeting.</p> <p>Participated in the Third Meeting of the Parties to the 2009 FAO Agreement on Port State Measures was held from 31 May to 4 June 2021</p> <p>Tonga participated in TCC and WCPFC Virtual Meeting. Tonga was rated compliance with all WCPFC CMM annual assessment</p> <p>Attending a 1 Week Virtual Training on International Fisheries Law, sponsor by FFA</p> <p>Participated in Virtual Consultation Meeting with USA NOAA</p>			
--	--	---	--	--	--

		<p>Fisheries on the requirement under the U.S Marine Mammal and Protection Act (MMPA) to avoid trade disruption.</p> <p>Boarding at sea</p> <p>The Patrol Boat Ngahau Koula intercepted 7 Fishing vessels at sea during the MCC operation, and no infringement was detected.</p>			
Number of licences issued (Review, process and issue all fishery licences [commercial fishing-local/foreign/game fishing, aquaculture, aquarium, fish processing & export, and fish fence]	60	<p>122</p> <p>17 x LFV (snapper)</p> <p>5 x LFV (tuna)</p> <p>9 x FFV</p> <p>1 x ADL</p> <p>59 x FPE</p> <p>26 x F/fence</p> <p>5 x Aquarium Fish License</p>	<p>Ministry of Fisheries</p> <p>Fishery License Holders</p> <p>Fisheries Stakeholders</p> <p>Local fishermen</p>	<p>Fisheries licensee(s) not complying with such items on the license's terms and conditions, thereby delaying processing the license's renewal.</p> <p>COVID-19 restrictions</p>	<p>Draft SOP for each fishery license to allow consistent monitoring of inactive licensee(s) and efficient enforcement of such items on terms and conditions consistently to allow fair decision upon breaching any of them</p>
Number of certificates/permits approved to process and issue	240	<p>3899</p> <p>66 x Exemption certificates</p> <p>190 x Fuel certificates</p>	<p>Ministry of Fisheries</p> <p>Fishery License Holders</p> <p>Fisheries Stakeholders</p>	<p>Requests are sent in to complete within 24 hours instead of the standard three (3) working days protocol.</p> <p>Mainly late submission of export</p>	<p>Draft SOP for each fishery license to allow consistent monitoring of inactive licensee(s) and efficient enforcement of such items on terms and conditions consistently to allow fair decision upon breaching any of</p>

		379 x Export permits 22 x CITES permits 3242 x home consumption letters	Local fishermen	packing lists COVID-19 restrictions	them Introduce e-permitting
Number of SOP/Annual Report/Non-Detrimental report (NDF)	4	2 1 x CITES annual report 1 x CITES implementation report	Ministry of Fisheries Fishery License Holders Fisheries Stakeholders and Local fishermen Importing countries authorities	Time management CITES National Legislation has not approved yet for efficient implementation of such activities Capacity building COVID-19 restrictions to conduct training from SPC and the CITES Secretariat COVID-19 restrictions	More in-house training to enhance capacity building of staff Seek assistance from the international stakeholders, e.g. SPC, CITES Secretariat
Output 19: Increasingly targeted compliance programs for international and domestic fishing activity to deter illegal fishing.					
Number of trips	40	41 20 x Foreign Fishing Vessels 19 x Local Fishing Vessels 2 x Cook Island flagged vessels None for US Treaty Vessels.	Ministry of Fisheries (Government of Tonga) Fisheries Observers, Fishing Companies/Agents	Target achieved despite the decrease in number of observer deployments due to Covid-19 restrictions.	Recruit more observers to gather for foreign fishing vessels observer coverage which is 100% coverage and 20% for local fishing vessels. Observers are offloaded when needed to participate in virtual trainings and workshops Develop new initiative(s) in the Tonga Observer Program (TOP) to ensure retention of trained observers
Number of Vessel report	25	39	Ministry of Fisheries (Government of Tonga), Vessel Owners, Vessel Masters and Agents	Target achieved despite the effect of Covid-19 restrictions.	Stand-alone Internet connection for VMS

2.2.7 PROP Project Management Unit (PMU)

TSDf II Outcomes A: A more inclusive, sustainable and dynamic, knowledge-based economy. D: More inclusive, sustainable and responsive good governance with strengthened rule of law. F: A more inclusive, sustainable and effective land administration, environment management, and resilience to climate and risk.					
Key Performance Indicators (KPIs)	Targets	Achievements (based on the targets and KPIs.)	Beneficiaries	Cross cutting implications	Future plans
Output 20: Implementation of the Tonga Fisheries Sector Plan (TFSP), including effective governance of the World Bank funded Tongafish Pathway project.					
Monthly report to CEO	12	Y	Ministry of Fisheries, Line Ministries	Formal reporting on going	Monthly reports to CEO/HODs due second week of the following month. Quarterly Finance, Procurement and M&E Report submission 45 days from end of the quarter
Annual report for Tonga pathway project (World bank project management requirements)	1	Due in October 2021	PMU, Ministry of Fisheries and World Bank	Revised templates to be used by all IDA 18 Projects.	To complete and submit Annual report for Tonga pathway project.

*Y/N (yes/no)

2.3 Financial Management

2.3.1 Budget

The total Budget for Expenditure increased from \$4,587,200 in 2019/20 to \$4,707,600 in 2020/21. Revenue collected from target sources increased by \$584,035 from \$3,526,202 in 2019/20 to \$4,110,237 in 2020/21.

The salary allocation accounted for FY 2020/21 is the largest share of the budget accounting for 50.11% of the approved budget; the operating budget accounted for the remaining portion i.e. 49.89%. The details of the budget allocation are provided in Table below.

Fund Comparison by major component for FY 2019/20 – FY 2020/21

Expenditure by Major Component	2019/20 (T\$)	2020/21	Variance
Established staff (10)	2,209,500	2,358,800	149,300
Un-established staff (11)	15,500	61,000	45,500
Travel and Communication (12)	487,800	423,800	(64,000)
Maintenance and Operations (13)	386,100	376,600	(9,500)
Purchase of Goods and Services (14)	737,200	862,900	125,700
Grants and Transfers (15)	142,300	164,600	22,300
Assets (20)	608,800	459,900	(148,900)
Total	4,587,200	4,707,600	120,400

2.3.2 Revenue Performance

Total revenue reported was \$4,110,236.71, of which \$2,427,829.41 (59%) was received as proceeds from the Multilateral Treaty on Fisheries with the USA (USD\$958,779.46); \$947,765.35 (23%) was received from Fishing Licenses, \$630,797.14 (15%) received from Rental and the remaining 3% (\$103,844.81) from the sale of produces and products.

Revenue Performance for Target sources

Sources	Budget 2020/21	Collecting as at 30 June 2021	Plus/minus balance	Percentage (%)
FFA treaty	700,000	2,427,829.41	1,727,829.41	347%
Sales of produces & products	76,000	103,882.81	27,844.81	136%
Rental	877,300	630,797.14	- 246,502	72%
License	646,700	947,765.35	301,065.35	147%
Grand Total	2,300,000	4,110,237	1,810,236.71	179%

Revenue Performance from non- target sources and development projects

Sources	Revote / Collecting from 2019/20	New Fund 2019/20	Budget Revised	Actual	Collecting 2020/21	Remain balance as at 30 th June 2021	Percentage (%)
CT	\$129,729.00				\$220,137.00	-	
Fish bond	900				\$800.00	-	
Development project	\$1,319,453.57	\$2,049,389.72	\$3,368,843.29	\$982,504.00	\$226,990.76	\$2,613,330.05	
Grand Total	\$1,449,182.57	\$2,049,389.72	\$3,368,843.29	\$982,504.00	\$447,927.76	\$2,613,330.05	77.58%

Comparison of Budget and Actual Amount collected FY2019/20 and FY2020/21

Revenue Sources	FY2019/20	FY2020/21	Variances
Target Sources	3,000,000	2,300,000	-700,000
Sales of produce and product	312,336	103,845	-208,491
FFA (US Treaty)	2,159,093	2,427,829	268,736
Rentals	760,479	630,979	-129,682
Licences	294,294	947,765	653,471
S/Total	3,526,202	4,110,237	584,035
Consumption Tax	129,729	220,137	90,408
Fish Bond	900	800	-100
Development projects	334,198	226,991	-107,207
S/Total	464,827	447,928	-16,899
G/Total	5,290,782	4,558,164	567,135

2.4 Procurement

Financial Year	No. of Received Proposals	No. of Endorsed Proposals	No. of Compliance	No. of Non-compliance	% of Compliance	% of Non-Compliance
2019/2020	6	4	4	0	100%	0%
2020/2021	9	4	4	0	100%	0%

Method of Procurement	FY 2019/2020	FY 2020/2021
Request for Quotation (RFQ)	3	9
National Bidding	1	9
International Bidding	0	1
Limited Bidding	0	1
Single Source	0	0
Restricted Bidding	0	1

2.5 Assets Management

Ministry of Fisheries Asset Registry as of 30 June 2021

Fixed Asset Registry Items	FY 2019/2020 Cost	FY 2020/2021 Cost	Notes
Building and Infrastructure	\$12,777,245.37	\$23,444,012.33	Building of new Fisheries office, staff quarter and Fish market in 'Eua
Vehicles	\$504,110.38	\$998,487.19	Increase cost due to buying 4 new vehicles
Computer Software	1696.00	-	Still remain
Computer Hardware	\$238,267.65	\$233,882.23	Cost increased due to filling in vacant positions and upgrading of ICT infrastructure.
Other Plant and Equipment (i.e. Printers, Scanners, Office equipment)	\$342,886.33	\$402,642.91	Cost increased due to filling in vacant positions and upgrading of ICT infrastructure.
Furniture &	\$66,107.39	\$74,536.00	Cost increased due to the staff

Fittings (i.e. Desk, Shelves)			recruitment and replacement of old office furniture.
Equipment	\$73,937.77	\$402,642.91	Cost increased due to the increase of staff recruitment.
Total Cost	\$14,004,250.89	\$25,243,818.66	Increase by 1.8%

3. Significant issues/challenges

3.1 Issues/Challenges

Division	Challenges	Way forward
Cross cutting issue	Implementation of the current Performance Management System	Bi-annual refresher training on PMS rating and remarks
	Shortage of staff	Delaying in confirm fund, waiting for the uplift of freezing of recruitment
	Budget limitation	Increase the Ministry's Budget allocation with strong justification and include in the CP
	Lack of quality technical equipment (boat and vehicle)	Seeking additional funds to donors
	Lack of Project Development and Management skills/experience	Provide training on project development and management
	Lack of capacity building training (short-term and long-term)	Provide Annual Training needs for MoF, seek donor fund
	Lack of infrastructure such as office buildings	Seeking additional funds to donors and increase the Ministry's Budget allocation with strong justification
CEO office	Technical equipment for media	Seeking additional funds to donors and increase the Ministry's Budget allocation with strong justification
	Training techniques relevancy for communities	Develop appropriate training techniques
Fisheries Science Division (FSD)	Effective legislation for SMAs and commercial fisheries.	Revised the SMA Regulation
	Expand hatchery facilities including Vava'u to accommodate two species per hatchery run at a time.	Need funding and land space
	Improving live algae production for better larval survival and growth rate.	Building capacity of staff and improve laboratory equipment for algal culture.
	Increasing giant clam and pearl oyster production to accommodate demand from	Need more staff for aquaculture section and also the extension of

	aquarium markets and pearl farmers respectively.	hatchery facilities. Supply of feed and hatchery supplies prior spawning activities
	Monitoring the progress of SMA communities with regular meetings.	Need more staff for SMA section and extension services and Outer Island
	Continue commitment to the establishment of new SMAs.	Need more staff for SMA section
	Ensuring quality of fisheries data collected.	Improve skills and conduct training to Science Division for fisheries data collection.
	Expanding the FAD network.	Improve human capacity of the Ministry
	Improved support for pearl oyster production, development and marketing.	Need to conduct more training on pearl design and marketing
	Improved support for tilapia aquaculture.	Liaise with SPC for technical assistance
	Identify potential for training and capacity building for stakeholders in co-management, fish handling, fisheries management, and business management.	Need a training analysis for the fisheries sector and Ministry of Fisheries
	Low percentage of data coverage for scientific data collection both for tuna and snapper fisheries.	Recruit more port samplers
	Low levels of data on artisanal and other coastal fisheries	Recruit port samplers
	Lack of biological samples (gonads and otoliths) from snapper species to enhance stock assessments	Improve the collaboration between MoF with the snapper vessel owner. Need more funds to buy the fish samples
Fisheries Compliance Division (FCD)	Infrastructure is a key challenge in terms of monitoring coastal areas (i.e. vessels for enforcement) especially target illegal fishing (i.e. dynamite fishing, using SCUBA and hookah diving air apparatus, etc.).	More emphasis towards conducting the enforcement duties, that is carry out accordingly despite challenges faced when dealing with illegal fishing and breaching of the regulations guided by the FCD to the public.
	Need to certify inspection and boarding officers for High Seas.	Providing training to Compliance officer
	Need more effective enforcement procedures for coastal areas.	Request for more Technical Assistance trainings to help in the

	review and development of the SOP
Seeking public support for reporting of illegal fishing activities.	Increasing the number of consultations with communities and encourage the public awareness on illegal fishing activities, maybe incorporate in the school syllabus for effective learning of students hence keeping in mind that every information given by an individual involved on voluntary compliance is strictly confidential.
Strengthen the knowledge of the task force team including outer island for implementing the Port State Measures Agreement.	Regular refresher training with the PSMA Task Force team to advance their capacity on all MCS activities required by the PSMA. From the line Ministries who directly associated with PSMA, they encounter new recruitment onboard with no ideas on PSMA. To better accomplishment of PSMA target goals, regular refresher training should reach out to outer island line ministries to improve their performance and understanding
Enforcement of licensing terms and conditions for fishing vessels, fish fences, exporters of tuna and snapper, and aquarium.	Establish more simple and creative methods to broadcast the license activities and awareness through brochures, pamphlets, television program, and posters to advertise our service to the public and tourists.
Information regarding marine products allowed to export or import to Tonga is vague and not clear to the public	Establish strong networking with other biosecurity border control overseas as a way to improve our service to our customers especially the licensees in considering their needs, complaint, and challenges, and continue to serve them in a great professional manner.
Need to build up collaboration with other Ministries with a mandate to conduct enforcement as a way forward for more effective compliance activities.	There is also a need for more technical assistance skills to capture by the team in enhancing more effective cooperation when working with the Line Ministries such as Tonga Navy for patrolling in Tonga Water and air surveillance provided by NZ and Australia Defence, Police Maritime Rescue Division in term of

		conducting operation activities to enforce Fisheries Acts & Regulations.
	Develop a national integrated electronic system for PSMA in terms of sharing information for Boarding & Inspection and entry and exist of fishing vessels.	Regular meeting with the Task Force to advance their capacity on MCS. Need to train task force team in terms of boarding & Inspection for both Foreign & Domestic Licensed vessels.
Licensing & Certification	Consistent enforcement of terms and conditions for all fishery licenses	Draft SOP for licensing process to monitor the licensing system. Establish more creative and straightforward methods to broadcast the license activities and awareness through brochures, pamphlets, television programs and posters to advertise our service to the public. Review the existing licensing fee structure to accommodate new licensing fees needed for new licensing activities for eg. Commercial sample/market research (both fees and RR), etc.
	Information regarding marine products allowed to export or import to Tonga is vague and not apparent to the public.	Establish vital networking with other international biosecurity border control overseas as a way to improve our service to our customers, especially the licensees, in considering their needs, complaint, and challenges and continue to serve them in an excellent professional manner.
Tonga Observer Program	Need to employ observers as port samplers or other related duties to keep them on the job, to avoid high turnover.	Continue to seek funding support from WCPFC (Japan Trust Fund) to support on-going and new activities under the TOP
VMS	Need VMS unit for Local fishing vessels	Seek fund to purchase low – cost VMS unit for local fishing vessels Develop a cost - recovery mechanism to fund purchasing and maintenance of VMS units

	Unstable internet connection	Stand-alone internet connection for VMS
--	------------------------------	---

3.2 Risks and risk management

Ministry of Fisheries Strategic Output	Risk	Risk Management
All divisions	<ul style="list-style-type: none"> Natural disaster such as cyclone, tsunami, flooding 	<ul style="list-style-type: none"> Ensure staff are aware of risks and disaster management plan in place and practiced.
All divisions	<ul style="list-style-type: none"> Duty travel accident, injury, stranding 	<ul style="list-style-type: none"> Ensure staff are aware of risks and what to do in and emergency, carry insurance, and know not to take risks
All divisions	<ul style="list-style-type: none"> Local travel such as vehicle travel 	<ul style="list-style-type: none"> Ensure vehicles well maintained and operated at speed limit
All divisions	<ul style="list-style-type: none"> Illness - tropical disease, infection, and illness 	<ul style="list-style-type: none"> Encourage vaccinations, seriously ill staff to not attend work, good practice hygiene at work
All divisions	<ul style="list-style-type: none"> Sunburn and exposure 	<ul style="list-style-type: none"> Wear sunscreen and protective clothing, carry fresh water
Fisheries operations (science, compliance and extension)	<ul style="list-style-type: none"> Vessel use, diving, maintenance and repair 	<ul style="list-style-type: none"> Ensure staff are properly trained and safety equipment carried Good practice of diving procedures
Fisheries science	<ul style="list-style-type: none"> Use of chemicals 	<ul style="list-style-type: none"> Ensure staff are properly trained and safety equipment used
Fisheries Science (Port sampler)	<ul style="list-style-type: none"> Trips, slips and falls 	<ul style="list-style-type: none"> Ensure proper foot ware and risks assessed of slippery or loose surfaces such as fish markets, rocks, and steps
Fisheries compliance	<ul style="list-style-type: none"> Attack or injury 	<ul style="list-style-type: none"> Training, patrol planning, never working alone
Tonga Observer Program Deployment of observer on both foreign fishing vessels and local fishing vessels	<ul style="list-style-type: none"> Attack by crew whilst at sea Injure while on duty 	<ul style="list-style-type: none"> Ensure observers take safety and first aid courses

4. Disclosures and legal compliance

4.1 Audit statements

The last audit report covered the period of;

- June 2014 to June 2016 for Tongatapu
- March 2019 – March 2021 for Vava'u, Ha'apai and 'Eua
- 01st July 2019 – 30th June 2020 for Tonga Pathway to Sustainable Oceans Project

4.2 Ministerial and Cabinet directives

Decision date	Cabinet Decision number	Purpose
17 th of July, 2020	782	Memorandum of Agreement between The Pacific Islands Forum Fisheries Agency and an assigned staff of the Ministry of Fisheries.
	814	Review of the Stimulus Package and Way Forward
24 th of July, 2020	824	Public Service Special Leave and Working Conditions Covid-19 Special Instructions.
	825	Request for relief support to the family of fisheries authorized observer stranded overseas.
14 th of August, 2020	911	Request from the owners (Mr. Eddie & Rosemarie Palu) of the Atlantis Fisheries Pty Ltd, trading as Pacific Sunrise Fishing to put the work of the Cabinet Technical Taskforce for reviewing and negotiating of the deal with a view to bid on the Tender for selling of their company's assets on hold until they return to the country from Australia. Ref CD No.622 of 12th June 2020.
	913	High Government Wage Bill and Proposed Containment Measures.
	909	Proposed amendments to the FISHERIES (COASTAL COMMUNITIES) REGULATIONS 2009 and its amendments.
23 rd of September, 2020	933	Fisheries (Coastal Communities) (Amendment) (No.2) Regulations 2020.
30 th of September, 2020	1032	Maritime Coordination Center - Framework and Memorandum of Understanding (Maritime Surveillance Operations and Related Border Control Support)
02 nd of October, 2020	1038	Annual Report FY2019/20

16 th of October, 2020	1055	Submission for the official opening ceremony of the Ministry of Fisheries Office in Pangai, Ha'apai.
23 rd of October, 2020	1123	Extension of Government Development Loans Managed by Tonga Development Bank (TDB).
	1109	Christmas Vacation Period 2020/2021 for the Public Service.
27 th of November, 2020	1299	Establishment of sea allowance for Authorized Officers participating in the Joint Maritime Coordination Operations.
30 th of November, 2020	1327	Budget strategy and Funding Envelope for 2021/22 - 2023/24. Ref CDNo.1320 of 27/11/2020.
12 th of February, 2021	85	Report on the outcomes of the public consultations undertaken by the Ministry of Fisheries subject to CD No.1159 of 2nd October 2015, and to propose a new proposal as outcomes of the consultation which provide the new system for harvesting, processing and marketing of the sea cucumber resources in Tonga's coastal waters.
26 th of February, 2021	140	Chief Executive Officers performance rewards (PMS) for the 2019/20 financial year.
24 th of March, 2021	241	Minutes of the Cabinet Ministers and Chief Executive Officers (CEO) Retreat held in Vava'u on Friday 19th of March, 2021
14 th of April, 2021	294	Cabinet Decision on Government PMS Rewards.
28 th of May, 2021	445	Proposed Transfer of Funds under Sections 12(2) of the Public Finance Management Act 2002 to cater for new vehicle requests by the Ministries/Departments/Agencies.
	439	Fisheries Management (Conservation) (Amendment) Regulations 2021.
10 th of June, 2021	500	Lease No.3547 to be reserved for the Ministry of Fisheries at 'Ohonua, 'Eua.
	484	Proposed amendments to the Fisheries (Coastal Communities) Regulations 2009 and its amendments.

Ministerial Decision

No overseas travel conducted during this FY2020/2021 due to covid 19 restrictions

7 number of Management Plan approved

24 number of daily paid contract approved

4.3 Governance disclosures

International Agreement and Treaties

Tonga is a party to, and has obligations under, a range of international agreements and treaties that support the sustainable harvest of our fisheries resources.

FFA Tonga is a member of the Honiara, Solomon Islands based Pacific Islands Forum Fisheries Agency (FFA), as a signatory to the 1979 Convention. The FFA supports its 17-member countries to manage, conserve and use the tuna resource through enhancing national capacity and strengthening regional solidarity.

SPC Tonga is a member of the Noumea, New Caledonia based Pacific Community (PC) (formerly the Secretariat to the Pacific Community (SPC)) which aims to develop the technical, professional, scientific, research, planning and management capability of Pacific Island people and directly provide information and advice, to enable them to make informed decisions about their future development and well-being.

WCPFC The Western and Central Pacific Fisheries Convention aims to ensure, through effective management, the long-term conservation and sustainable use of highly migratory fish stocks in the western and central Pacific.

UNCLOS The United Nations Convention on the Law of the Sea 1982 (UNCLOS), is an international agreement that defines the rights and responsibilities of nations with respect to their use of the world's oceans, establishing guidelines for businesses, the environment, and the management of marine natural resources.

UNFSA The United Nations Fish Stocks Agreement (UNFSA) (relating to the Conservation and Management of Straddling Fish Stocks and Highly Migratory Fish Stocks) sets out principles for the conservation and management of those fish stocks and establishes that such management must be based on the precautionary approach and the best available scientific information. Signatory States should cooperate to ensure conservation and promote the objective of the optimum utilization of fisheries resources both within and beyond the exclusive economic zone.

CODE OF CONDUCT the Code of Conduct for Sustainable Fisheries is a non-binding though internationally agreed instrument that states fisheries management rules should be based on the precautionary approach which it prescribes is typically implemented in concrete management rules through such provisions as minimum spawning biomass, and maximum fishing mortality rates.

CITES the Convention on International Trade in Endangered Species of Wild Fauna and Flora (CITES), is a multilateral treaty to protect endangered plants and animals. Its aim is to ensure that international trade in specimens of wild animals and plants does not threaten the survival of the species in the wild. It provides varying degrees of protection to more than 35,000 species of animals and plants.

US Treaty the Multilateral Treaty on Fisheries between Certain Governments of the Pacific Island States and the Government of the United States of America (US Treaty) provides for multilateral access by USA-flagged tuna purse-seine fishing vessels to Pacific Island Parties Waters the US Treaty was agreed in 1987 and has moved through several phases.

Niue Treaty The “Niue Treaty Subsidiary Agreement ratified in 2015 as a regional effort to strengthen our current surveillance and enforcement mechanisms to fight against Illegal, unregulated and unreported fishing (IUU fishing) as an ongoing global challenge.

OIE the World Organisation for Animal Health (OIE). The OIE is the intergovernmental organisation responsible for improving animal health worldwide. The need to fight animal diseases at global level led to the creation of the Office International des Epizooties through the international Agreement signed on January 25th 1924. In May 2003 the Office became the World Organisation for Animal Health but kept its historical acronym OIE. Tonga is not a signatory but as a member of SPC follows the policies and practices of OIE with respect to aquatic species.

Port State Measures Agreement Port States Measures to Prevent, Deter and Eliminate IUU Fishing, ratified by the Government of Tonga in December, 2019.

4.4 Government policy requirements

The Ministry fully support and promote the public service code of conduct under the Public Service Act 2002.

The Ministry has an obligation under the Western and Central Fisheries Pacific Convention (promulgated under the United Nations Convention on the Law of the Sea) to submit reports to the tuna Commission. The Ministry can report that both its reports were in full compliance for the reporting period.

The Ministry has been progressively reviewing its policies and procedures since becoming a stand-alone Ministry after its separation from the Ministry of Agriculture, Forestry, Food and Fisheries.

A significant effort has been made to comply with the government's new policies for corporate planning and for staff performance management.

A range of training events have been held (mentioned above) with the aim of improving effectiveness and efficiency.

The Ministry of Fisheries is supporting the Forum Fisheries Agencies (FFA) Gender Equity Framework 2016 was adopted and approved by the FFC Ministers to promote equality in the work place and to help removed barriers to women's involvement in all aspects of Fisheries sector.

4.5 Board and Committee Remuneration

Fisheries Management Act 2002 section 8, The Minister shall establish a Fisheries Management Advisory Committee which shall advise him on such matters relating to the conservation, management, sustainable utilization and development of fisheries in the Kingdom.

The committee shall comprise the following members listed below. The members other than ex officio members shall be appointed for a period of 3 years.

Fisheries Management Advisory Committee (FMAC)

Position	Name
Chair	CEO for Fisheries
Member	Secretary for Lands or his nominee
Member	Secretary for Labour, Commerce and Industry or his nominee
Member	One member representing commercial fisheries interest nominated by Tongan Fish Exports Association
Member	One member representing women's interests nominated by the Minister
Member	Two members representing local fishermen nominated by the Minister
Member	One member representing Coastal communities nominated by the Prime Minister
Member	Such other persons not exceeding two whom the Secretary may think fit to appoint

Ministry of Fisheries Internal Committee

- Technical Management Committee
- Data Working Group
- Tuna Management Committee
- Deep Water Snapper Management Committee
- TFSP Committee
- Project Management Group (New Zealand funded project for Deep water snapper fisheries)
- Aquarium Management Committee

Chapter 5 : Conclusion

This financial year 2020/21 marked another milestone of the reinstatement of the Ministry of Fisheries as a stand-alone government agency.

Our fisheries resources are under constant pressure from the risks of overfishing, climate change, ocean acidification, sea level rise and global warming. There are still challenges that affect our fisheries resources and ecology and the work of the Ministry with our key stakeholders remains of paramount importance to ensuring we strive for our vision to achieve economically, socially and environmentally sustainable fisheries that contribute to better living standards for all Tongans.

One of the highlights of the year was the prohibition of harvesting, processing, and exporting of sea cucumber was lifted on the 12th of June 2020 according to decision made by cabinet to be effective on the 1st of July to 30th of September 2020. This decision was made to assist the people by financially empowering them due to the negative economic and social impacts caused by COVID-19. The licenses were issued according to the location each sea cucumber processing facility was located which included Tongatapu, Ha'apai, Vava'u and Niuatoputapu.

The ongoing of the implementation and recruitment of the World Bank project titled, “Halafononga ki ha Ngatai Tu’uloa” in Tongan, and known in English, as “Pathway to Sustainable Oceans (TongaFish Pathway)” since 2019 with a total cost of USD \$10 million for 6 years was a great milestone to the Ministry.

The Ministry’s ongoing the implementation activities at the FAO Port States Measures Agreement to Prevent, Deter and Eliminate IUU Fishing, ratified by the Government of Tonga.

We thank our Minister for his support and relentless commitment to improving fisheries, and all our stakeholders for their support, hard work, and commitment.