



MINISTRY OF FISHERIES

FISHERIES INFORMATION QUARTERLY REPORT

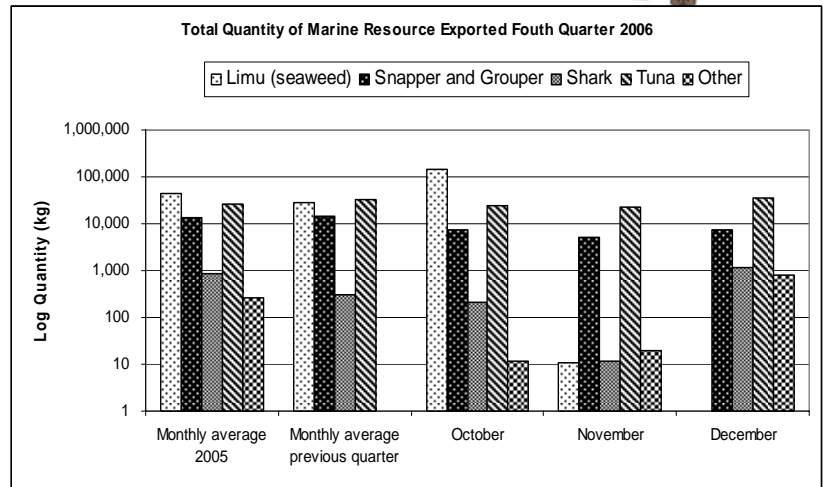
FOURTH QUARTER 2006 OCTOBER—DECEMBER 2006



MARINE EXPORTS

The total quantity of marine products (not including aquarium products) exported in the fourth quarter for 2006 was 247,769 kg. This is a 14% decrease from the quantity exported during the same period last year and a 9% increase from that exported in the previous quarter.

The total FOB value of marine exports for the third quarter is TOP\$484,208. This is a 9% decrease in the FOB value of marine resources exported in the fourth quarter 2005 and a 8% decrease from that exported in the previous quarter.



Source (above) : Ministry of Fisheries Marine Export Product Database

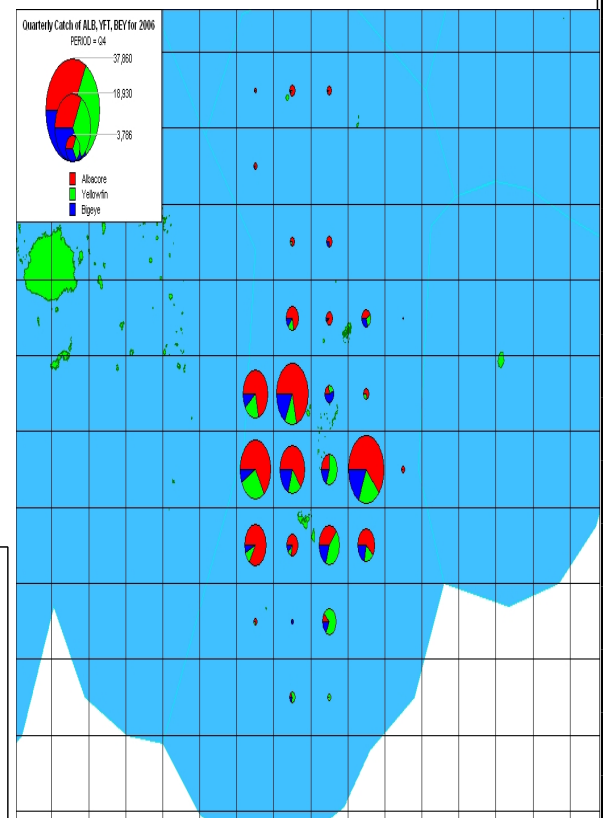
* FOB = Free On Board, describes a price which includes goods plus the services at the time of offloading from the vessel at first landing. This is a static value designated to each export product. The value is an historical estimate and may not represent the true present value.

TUNA FISHERY

The export quantity of tuna and associated by-catch for this quarter decreased by 13% as compared to the 3rd quarter of 2006, and also decreased by 9% compared to the fourth quarter of 2005. The local price for all tuna species remained the same, between T\$6.50 – T\$7.00/kg. The international prices for yellowfin continued to remain steady throughout this quarter (according to the FFA Tuna Market News, Update for December 2006). The prices for albacore continued to drop due to the increase in supply and low demand.

A total of 10 long lining vessels were actively fishing during the third quarter 2006. The catch decreased by 6 % as compared to the previous quarter. However the CPUE increased in the month of November and slightly decreased in December. In comparison, the overall average CPUE is constant as compared to the average CPUE from the previous quarter but very high as compared to the monthly average CPUE for 2005.

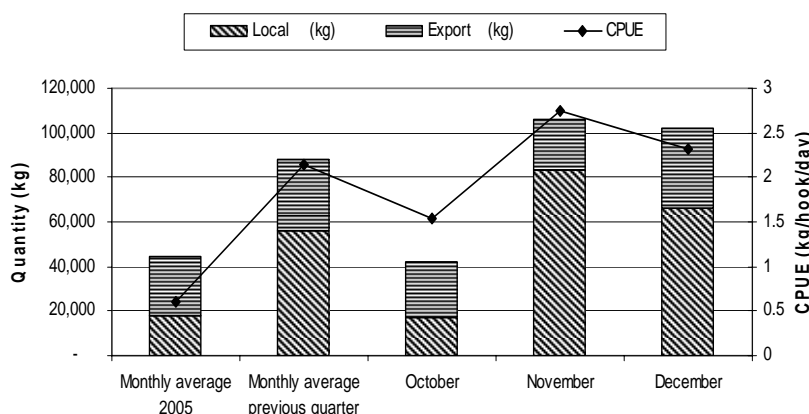
Tuna Catch Composition and Fishing Locations of Third Quarter



Source (above) : Locations from VMS and catch data from Fisher Supplied Logsheets

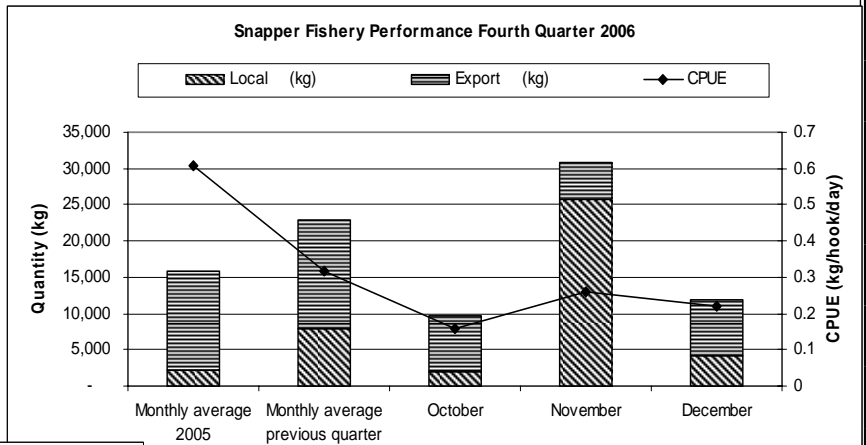
Source (Left) : Ministry of Fisheries Tuna Landing Database

Tuna Fishery Performance Fourth Quarter 2006

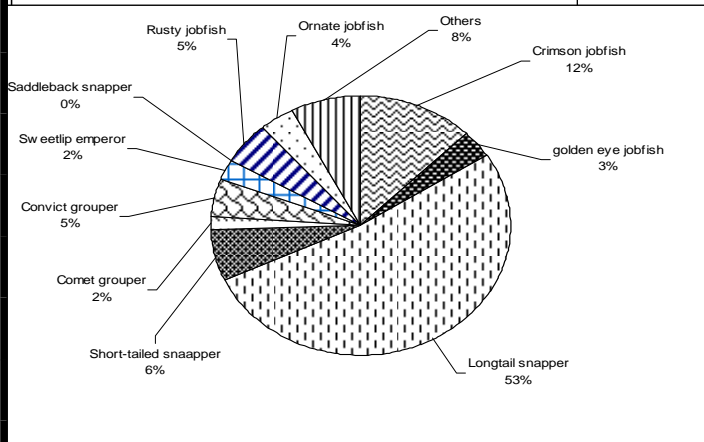


SNAPPER FISHERY

The total quantity of snapper and grouper exported in the fourth quarter 2006 was 20,255kg. This is a 55% decrease in the quantity of snapper and grouper exported compared to that exported in third quarter 2006 and a 53% decrease compared to the same period last year.



Snapper Catch Species Composition 3rd Quarter



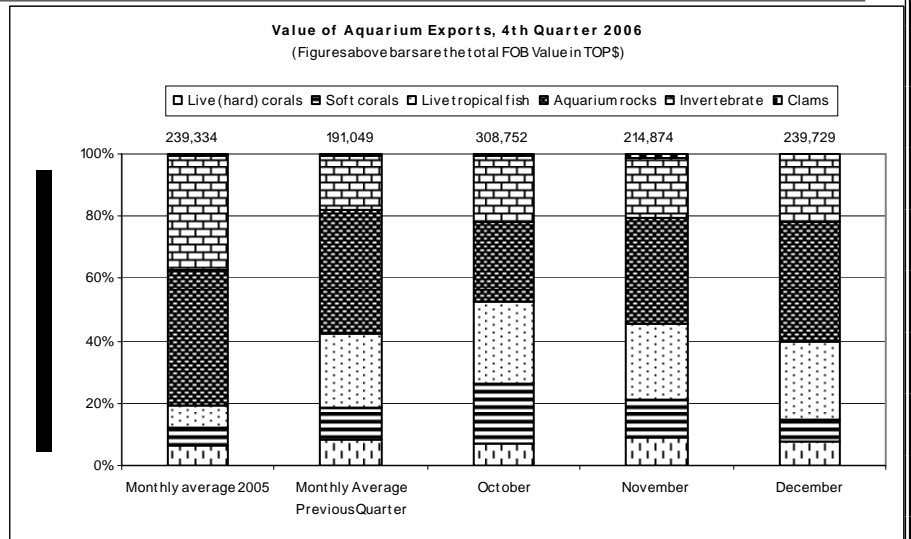
Source (above and left) : Ministry of Fisheries Snapper Database

A total of 16 out of 21 license fishing vessels were actively fishing for the 4th quarter of 2006. The total catch landed decreased by 81.3 % as compared to that in the previous quarter. November experienced the highest point of catch due to increasing number of actively fishing trips compared to July and September. The Catch Rate (CPUE, Kg/hook Day) remain constant throughout the quarter but very low as compared to the previous quarter and the monthly average for 2005.

AQUARIUM FISHERY

The total quantity of aquarium products exported increased by 33% in this quarter compared to the previous quarter.

The total FOB value of the exported aquarium products in the fourth quarter of 2006 was TOP\$763,354. This is a 33% increase from the value of aquarium products exported compared to the previous quarter and a 7% increase from the value of products exported in the same quarter 2005.



Source (above) : Ministry of Aquarium Export Database

SEAWEED (LIMU TANGA'U) FISHERY

In this quarter 141,811kg of seaweed were exported in this quarter. This is a 4% decrease in the quantity of seaweed exported compared to the same period last year thus a 265% increase from that exported in the previous quarter.