



MINISTRY OF FISHERIES

FISHERIES INFORMATION QUARTERLY REPORT

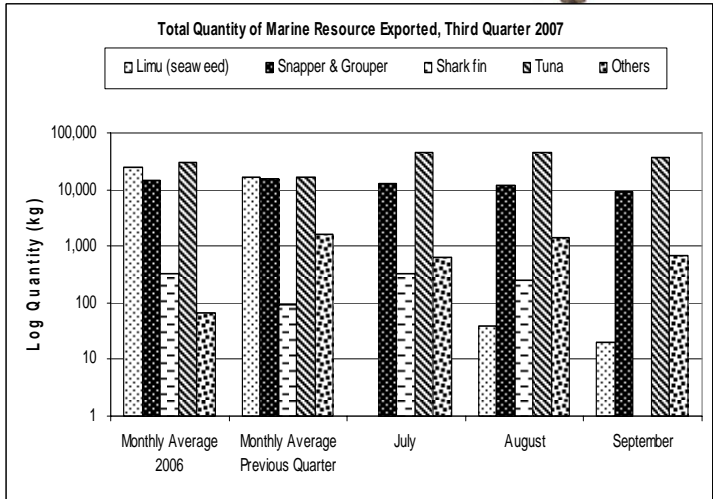
THIRD QUARTER 2007 JULY—SEPTEMBER 2007



MARINE EXPORTS

The total quantity of marine products (not including aquarium products) exported in the third quarter of 2007 was 163,691kg. This is a 27% decrease from the quantity exported during the same period last year and a 6% increase from that exported in the previous quarter (2nd Quarter 2007).

The total FOB value of marine exports for the third quarter is TOP\$1,261,214. This is a 138% increase in the FOB value of marine resources exported during the same period last year and a 220% increase from value of that exported in the previous quarter. The increase in FOB yet a decline in Quantity was due to the increase in export of tuna and high valued product in the current quarter such as tuna loins and shark fin and same situation applied to the exports in the previous quarter.



Source (above) : Ministry of Fisheries Marine Export Product Database

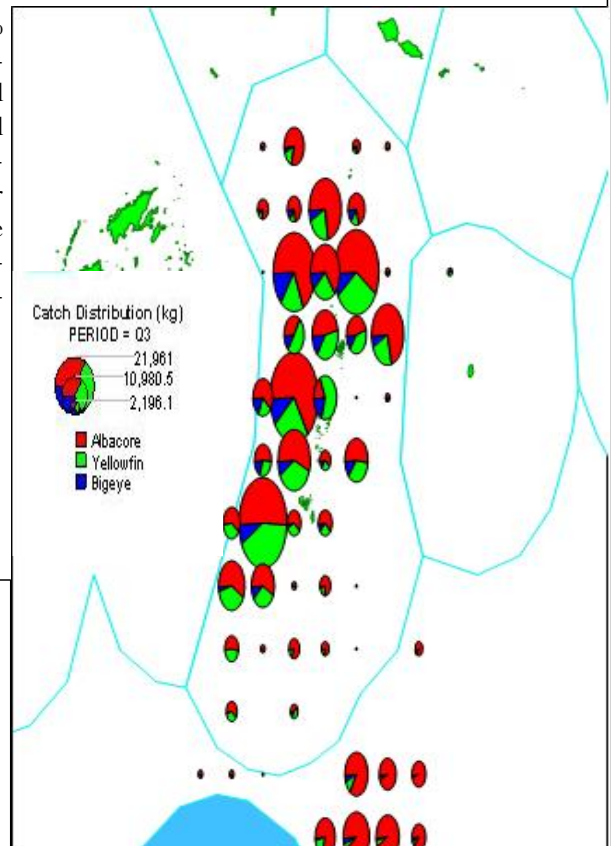
* FOB = Free On Board, describes a price which includes goods plus the services at the time of offloading from the vessel at first landing. This is a static value designated to each export product. The value is an historical estimate

TUNA FISHERY

The export quantity of tuna and associated by-catch for this quarter increased by 147% as compared to the 2nd quarter 2007 and also an increase by 32% as compared to the third quarter of 2006. The local price for all tuna species for this quarter was between T\$7.50 – T\$8.00. The international prices for yellowfin increased from US\$1850 – 1900/Mt in July and peaked in mid-August at US\$1950 – US\$2000/Mt which was due to limited supplies and strong demand (according to FFA Tuna Market News, Updates for July and August, 2007). The albacore prices were increasing throughout the quarter from US\$1750/Mt in early July to US\$2200- 2250/Mt in early September, this increase was due to continuous increase in demand for Albacore over the Quarter.

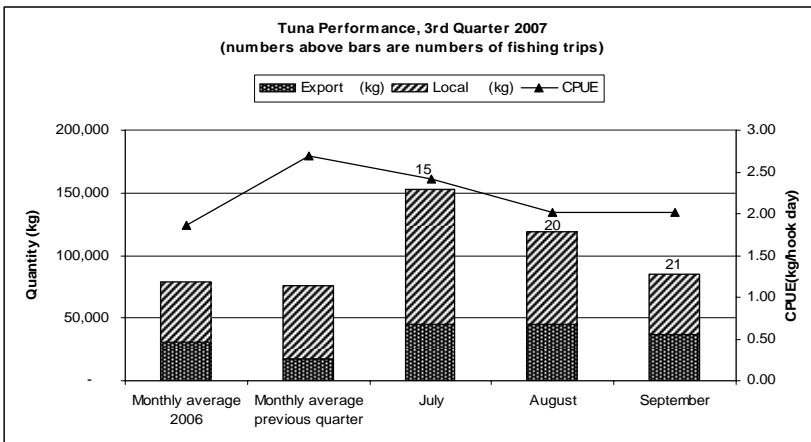
11 out of the 14 licensed tuna fishing vessels were actively fishing during the 3rd quarter of 2007. The total catch quantity calculated from logsheet for the quarter was 319.83 tons and it is increased by 10.4% in comparison to the previous quarter. Throughout the quarter the catch decreased monthly. Similarly, the CPUE trend decreased too but the number of fishing trips increased and this is due to poor catch per individual vessel.

Tuna Catch Composition and Fishing Location of Third Quarter



Source (above) : Locations from VMS and TUFMAN

Source (Left) : Ministry of Fisheries TUFMAN

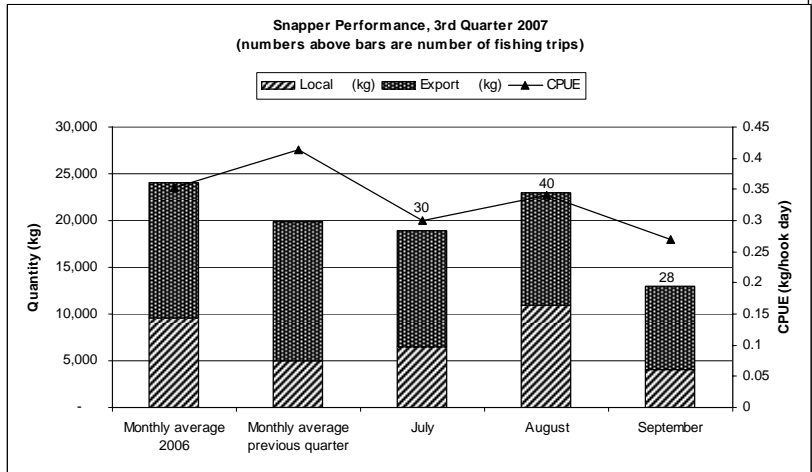
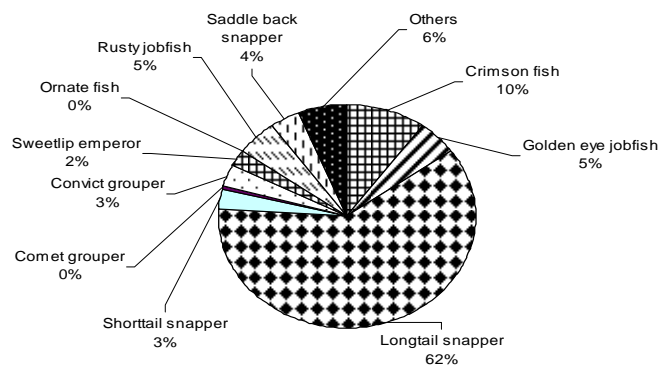


SNAPPER FISHERY

The total quantity of snapper and grouper exported in the third quarter 2007 was 33273kg. This is 26% decreased in the quantity of snapper and grouper exported during the same period last year and a 28% decrease compared to the previous quarter.

The total FOB values of snapper and grouper exported in the third quarter 2007 was TOP\$116,441. This is an 18% decrease from the values of snapper and grouper exported in the same period last year and again a 28% decrease from that exported in the previous quarter.

Snapper Catch Species Composition 3rd Quarter



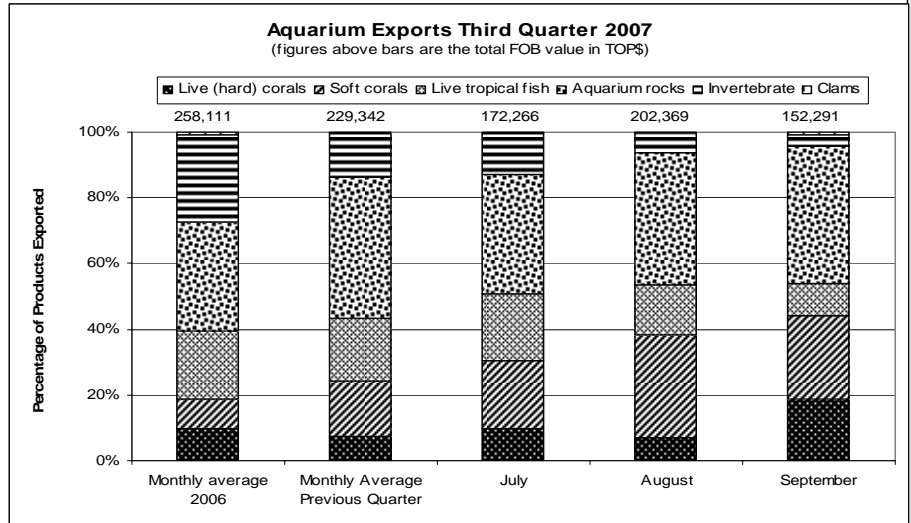
Source (above and left) : Ministry of Fisheries Snapper Database

There were 16 out of 19 licensed fishing vessels were actively fishing during the 3rd quarter of 2007. Total landed catch of 54798.4 Kg was recorded in this quarter and it decreased by 8.0 % by weight in comparison to the previous quarter. Both catch and CPUE have similar trend and the decreasing on the month of September is due mainly to decrease in the total number of fishing trips.

AQUARIUM FISHERY

The total quantity of aquarium products exported in this quarter has decreased by 25% compared to the second quarter 2007.

The total FOB value of the exported aquarium products in the third quarter of 2007 was TOP\$526,926. This is a 23% decrease from the value of products exported in the previous quarter and an 8% decrease from the value exported in the same quarter of 2006.



Source (above) : Ministry of Aquarium Export Database

SEAWEED (LIMU TANGA'U) FISHERY

In this quarter 60kg of seaweed were exported. This is a 99% decrease from the quantity exported in the previous quarter and the same quarter of 2006. This tremendous decline has been caused by the lack of Seaweed Market available for Seaweed Exporters here in Tonga.